

PBRC -A Series Chip Resonators

MHz Band SMT Resonators

f_0 : 2.00 to 8.00 MHz

FEATURES


- 1) High reliability chip resonator in a ceramic case which can be reflow soldered and washed
- 2) Ultra-miniature size is suitable for compact equipment and high mounting density
- 3) Rectangular shape allows easy "pick and place" operation
- 4) 2000 pcs. per reel
- 5) Sold in increments of 2000 pcs.

HOW TO ORDER

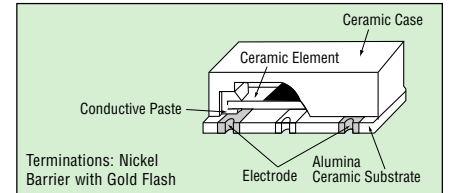
PBRC - 4.00 A R

- ① ② ③ ④

- ① Type: (Piezo Bulk Resonator Chip)
- ② Oscillation frequency (MHz)
- ③ Resonator type:
A = Without capacitor
- ④ Packaging:
R = Tape and reel



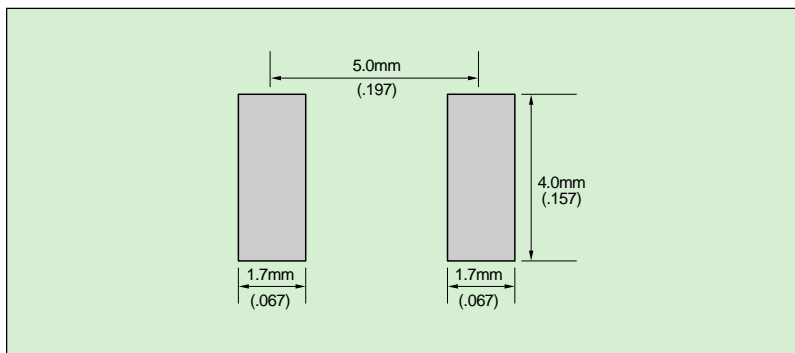
STRUCTURE



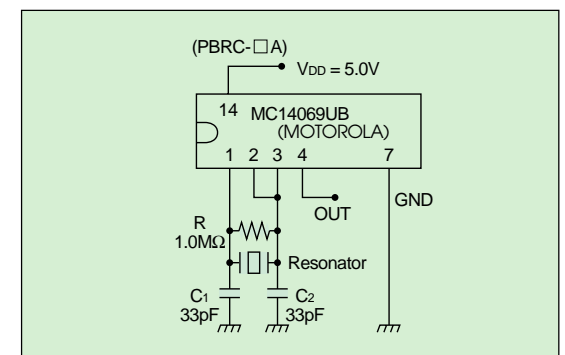
SPECIFICATIONS (PBRC-□A)

Frequency Range	2.00 to 8.00 MHz
Frequency Tolerance	±0.5%
Resonant Impedance	200Ω Max at 2.00~2.90MHz 100Ω Max at 3.00~3.57MHz 30Ω Max at 3.58~8.00MHz
Temperature Characteristics (-20 to +80°C)	±0.3%

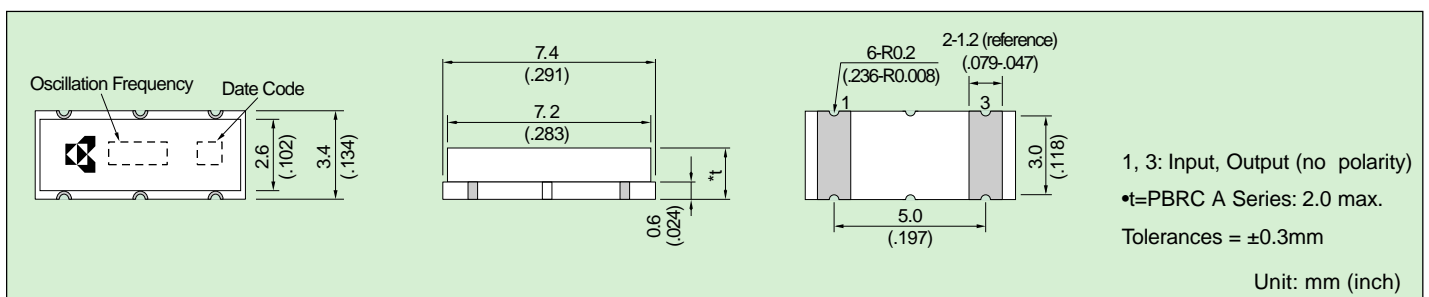
RECOMMENDED LAND PATTERN FOR PBRC-□A



STANDARD TEST CIRCUIT



DIMENSIONS



Tape & Reel Packaging

Surface Mountable Chip Resonators PBRC -A, -B, -D Types

2000 pieces per reel with 10 positions open at beginning and end of reel. Leader will be 200mm maximum.

TAPE DIMENSIONS

A	B	D	E	F	G	H	J	φK	M	R	W	T	φL
±0.2	±0.2	±0.3	±0.1	±0.1	±0.1	±0.1	±0.1	±0.1			±0.2	±0.1	±0.05
3.8	7.8	16.0	7.5	1.75	8.0	4.0	2.0	1.5	10°max	0.3max	2.1	0.3	1.55



Units:mm

REEL DIMENSIONS

A	B	C	D	E	R	W	T
255	80	13	25	2	1.0R	17.5	2
±1.0	±0.5	±0.5	±0.8	±0.5		±1.5	±0.5



Units:mm

PACKING METHOD



TEST CONDITION OF PEELING STRENGTH



MARKING

Marking of Reel

- Type Name
- Lot No.
- Quantity
- Vendor Name

Marking of Exterior Package

- Type Name
- Lot No.
- Quantity of Reel
- Shipping Date
- Vendor Name

REFLOW PROFILE

