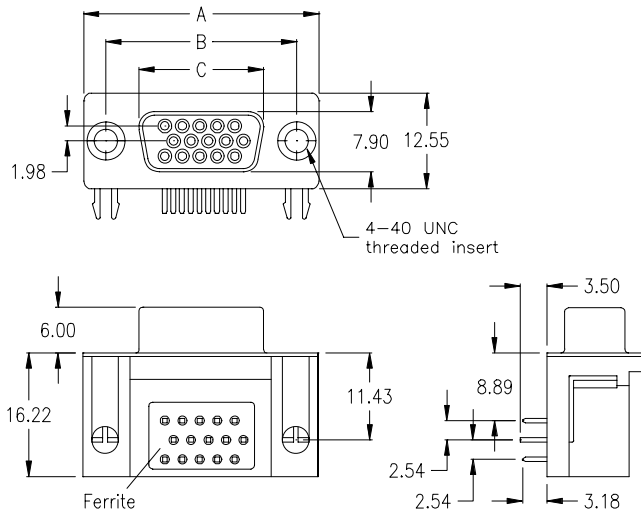


SH Series - High Density D-Sub 90° F900 with Ferrite Filter



female



PCB hole layout on page 38

No. of contacts	Dimension		
	A	B	C
015	30.81	24.99	16.33
	1.213	.984	.643
026	39.14	33.32	24.66
	1.541	1.312	.971
044	53.04	47.04	38.38
	2.088	1.852	1.511
062	69.32	63.50	54.84
	2.729	2.500	2.159

Ordering Code

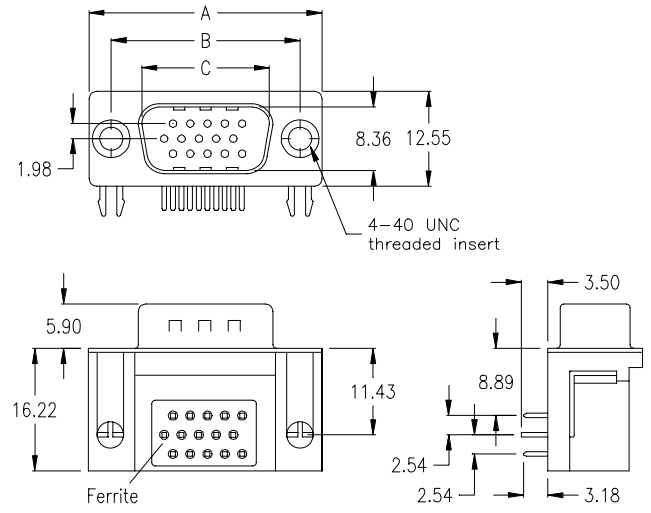
SHF - xxx - F 900 - 95 / F XX

No. of contacts

Option

Plating: -95 = tin(leadfree)/gold

male



PCB hole layout on page 38

No. of contacts	Dimension		
	A	B	C
015	30.81	24.99	16.92
	1.213	.984	.666
026	39.14	33.32	25.25
	1.541	1.312	.994
044	53.04	47.04	38.96
	2.088	1.852	1.534
062	69.32	63.50	55.42
	2.729	2.500	2.182

Ordering Code

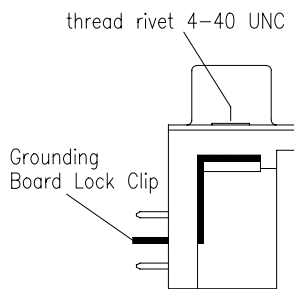
SHM - xxx - F 900 - 95 / F XX

No. of contacts

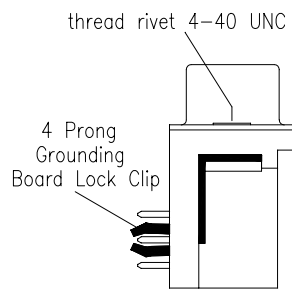
Option

General Specification page 72

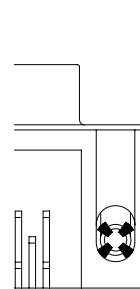
Options



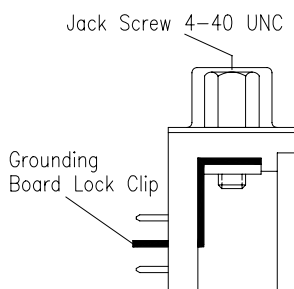
N



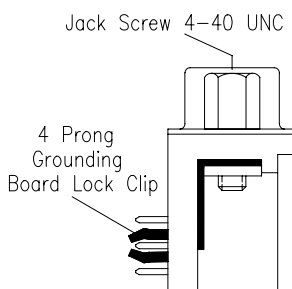
C4



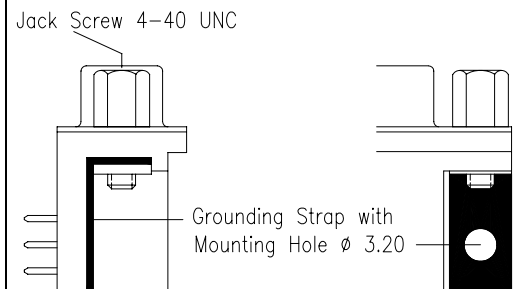
H



NJ



C4J



HJ