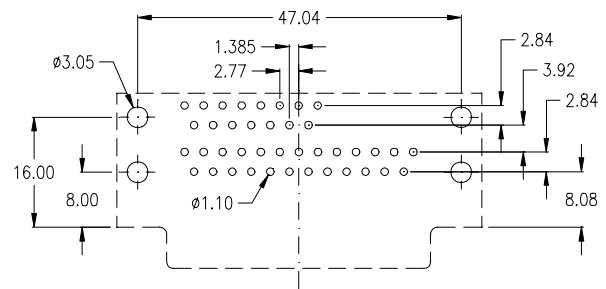
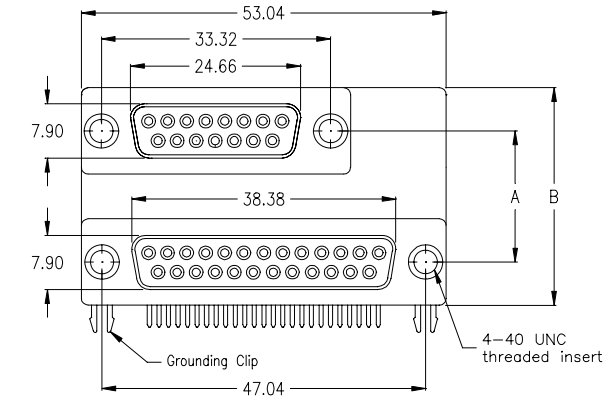
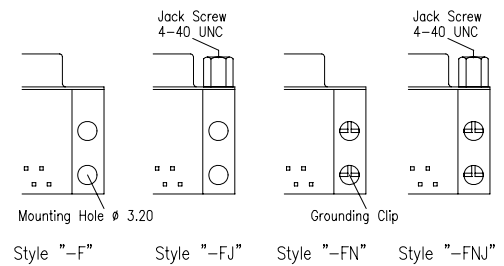
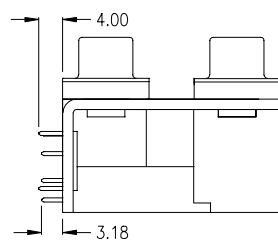
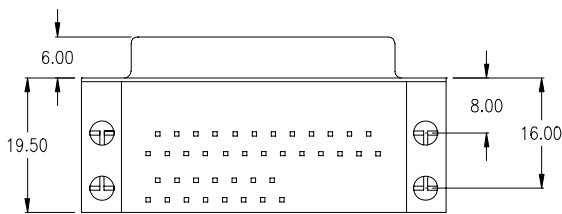


15-pin female left side / 25-pin female



PCB hole layout



without grounding clips
just 4 mounting holes

without grounding clips,
just 4 mounting holes;
4 jack screws 4-40 UNC
mounted

with 4 grounding clips
(as above drawing)

with 4 grounding clips;
4 jack screws 4-40 UNC
mounted

Distance Dimensions

SDD-L1525-2-95-F

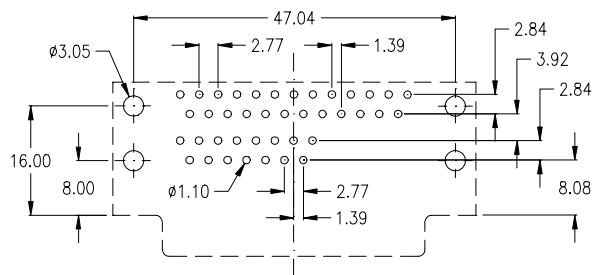
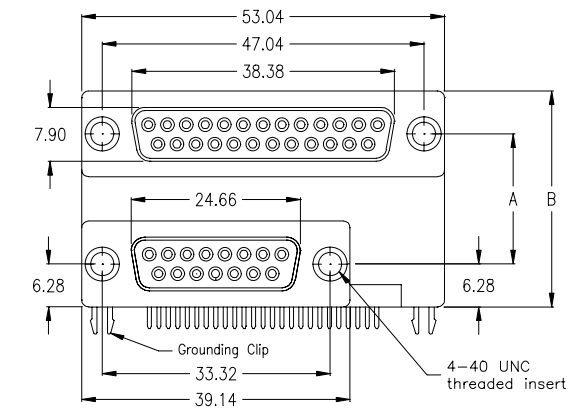
SDD-L1525-2-95-FJ

SDD-L1525-2-95-FN

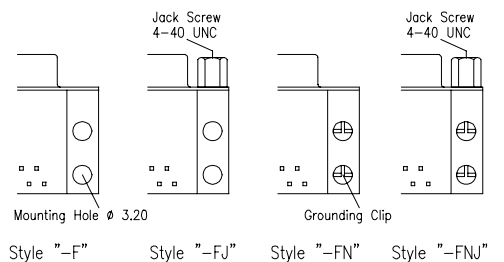
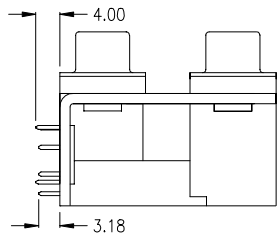
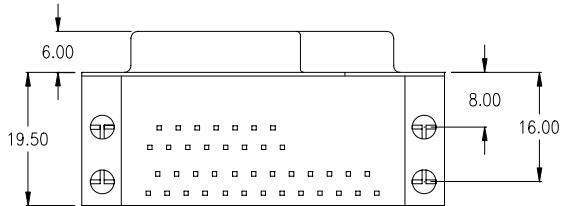
SDD-L1525-2-95-FNJ

„A“ = 19.05 „B“ = 31.60

25-pin female / 15-pin female left side



PCB hole layout



without grounding clips
just 4 mounting holes

without grounding clips,
just 4 mounting holes;
4 jack screws 4-40 UNC
mounted

with 4 grounding clips
(as above drawing)

with 4 grounding clips;
4 jack screws 4-40 UNC
mounted

Distance Dimensions

SDD-25L15-2-95-F

SDD-25L15-2-95-FJ

SDD-25L15-2-95-FN

SDD-25L15-2-95-FNJ

„A“ = 19.05 „B“ = 31.60