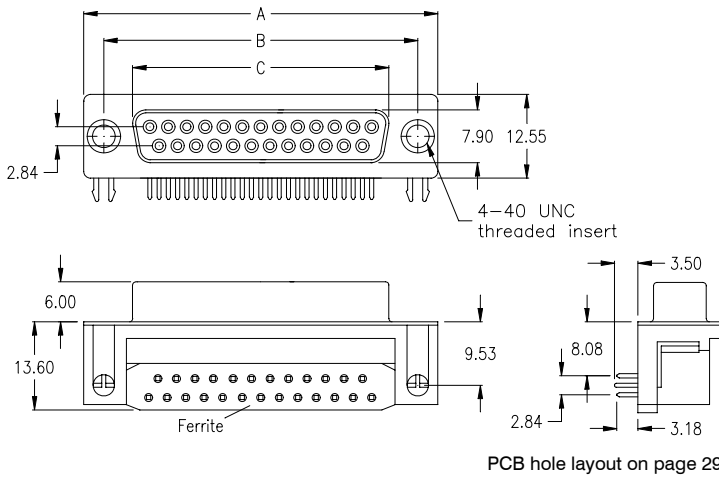


female



PCB hole layout on page 29

No. of contacts	Dimension		
	A	B	C
009	30.81	24.99	16.33
	1.213	.984	.643
015	39.14	33.32	24.66
	1.541	1.312	.971
025	53.04	47.04	38.38
	2.088	1.852	1.511
037	69.32	63.50	54.84
	2.729	2.500	2.159

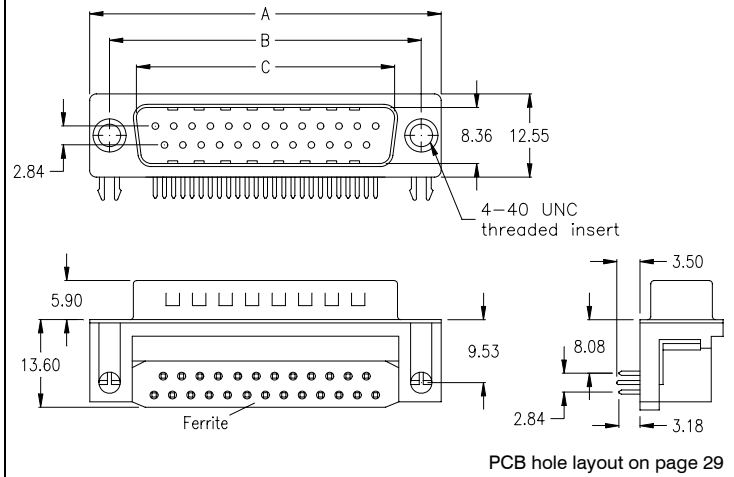
Ordering Code

SFF - xxx - N900 - 95 / XX

No. of contacts

Option

male



PCB hole layout on page 29

No. of contacts	Dimension		
	A	B	C
009	30.81	24.99	16.92
	1.213	.984	.666
015	39.14	33.32	25.25
	1.541	1.312	.994
025	53.04	47.04	38.96
	2.088	1.852	1.534
037	69.32	63.50	55.42
	2.729	2.500	2.182

Ordering Code

SFM - xxx - N900 - 95 / XX

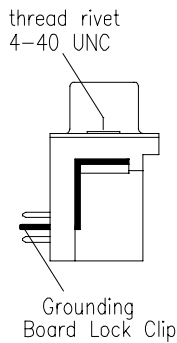
No. of contacts

Option

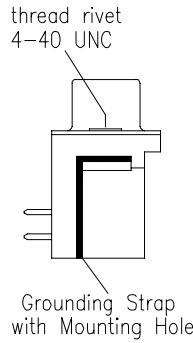
Plating: -95 = tin(leadfree)/gold

General Specification page 72

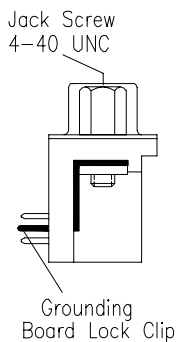
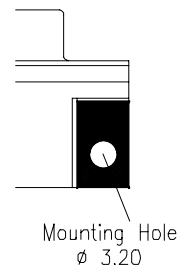
Options



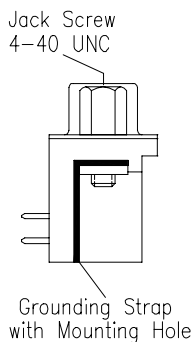
N



H



NJ



HJ

