

Ordering Code

SDF - xxx - S111 - 95 / F XXX

No. of contacts

Option

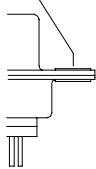
Plating: -95 = tin(leadfree)/gold

General Specification page 72

No. of contacts	Dimension		
	A	B	C
009	<u>30.81</u> 1.213	<u>24.99</u> .984	<u>16.33</u> .643
015	<u>39.14</u> 1.541	<u>33.32</u> 1.312	<u>24.66</u> .971
025	<u>53.04</u> 2.088	<u>47.04</u> 1.852	<u>38.38</u> 1.511
037	<u>69.32</u> 2.729	<u>63.50</u> 2.500	<u>54.84</u> 2.159

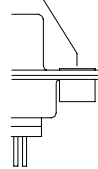
Options

mounting hole
ø 3.05



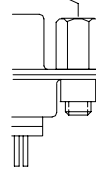
T0

thread rivet
4-40 UNC



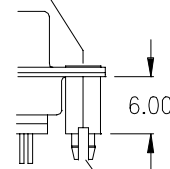
T

Jack Screw
4-40 UNC



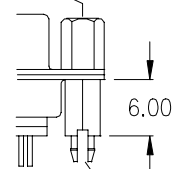
TJ

inside thread
4-40 UNC



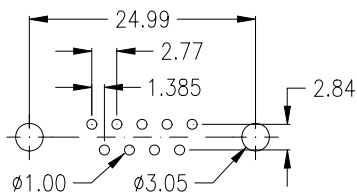
BR

Jack Screw
4-40 UNC

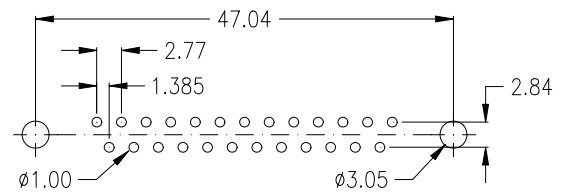


BRJ

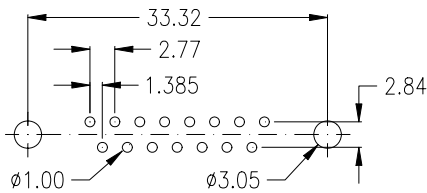
PCB Layout „female“



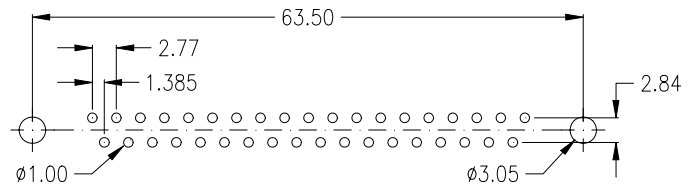
9 pin



25 pin



15 pin



37 pin