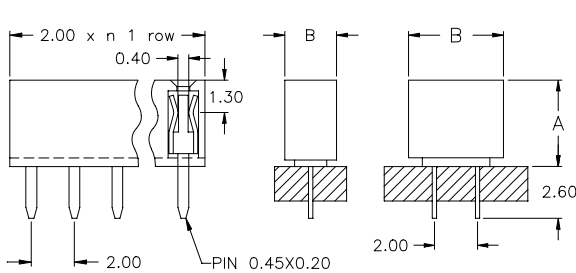
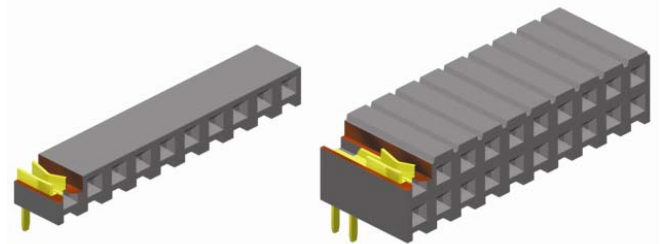

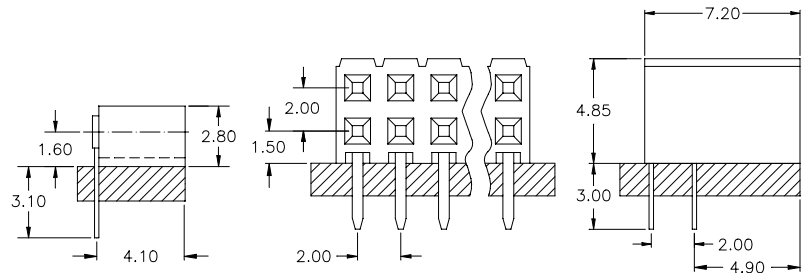


2.00mm pitch Female Header

- THT - low profile



S 4xx



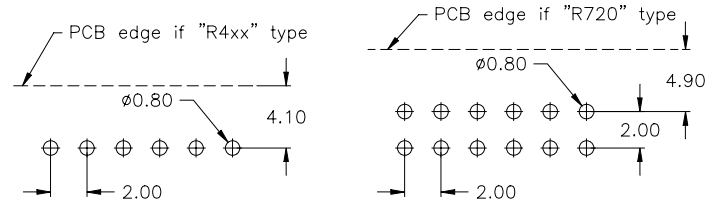
R 430

R 720

SPECIFICATIONS

Current rating	1 A
Insulator resistance	5000 MΩ min.
Contact resistance	20 mΩ max.
Dielectric withstanding voltage	500 V AC
Operating temperature	- 40°C to +105°C
Contact material	(RoHS compliant) Phosphor Bronze
Insulator material	(RoHS compliant) Nylon UL 94 V-0

PCB Hole Layout



APPLICATION AND FEATURES

Low profile, 4.00mm and 4.30mm height single & dual row straight.
 Designed for board to board small spacing interconnection.
 High quality dual beam contacts mating with 0,50 x 0,50mm Pin Header.

How to order

BL x - xxx - X xxx - 55 /2

Rows	Nbr of contacts	Connector style	Plating
1 = single row	straight = 002 to 040	S 400 = straight – single row : "A"=4.00mm "B"=2.20mm straight – dual row : "A"=4.00mm "B"=4.20mm	55 = gold Others on request
	right angle = 003 to 040		
2 = dual row	straight = 004 to 080	S 430 = straight – single row : "A"=4.30mm "B"=2.40mm straight – dual row : "A"=4.30mm "B"=4.60mm	
	right angle = 004 to 080	R 430 = right angle – single row R 720 = right angle – dual row	