FPC Connector ZIF Type

- SMT - 1.00mm pitch vertical

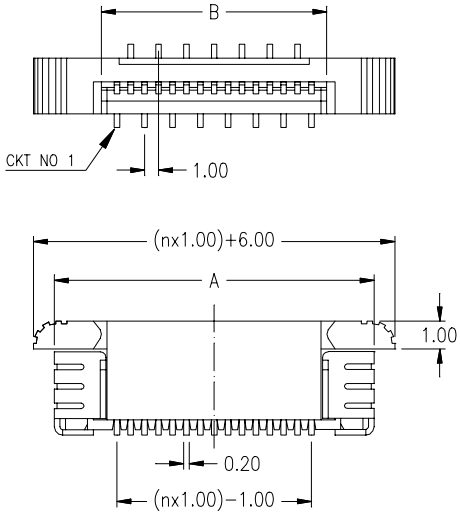

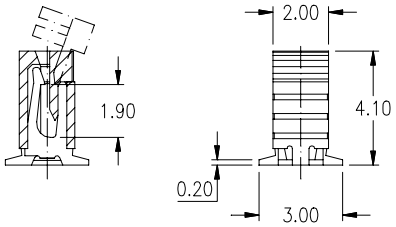



Optional:
Connector with Pick up pad and reel packing

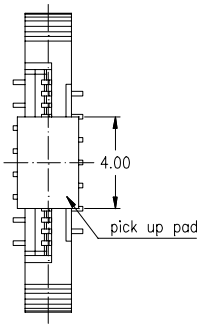

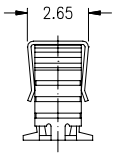

Please ask your sales office for detailes on reel dimension.

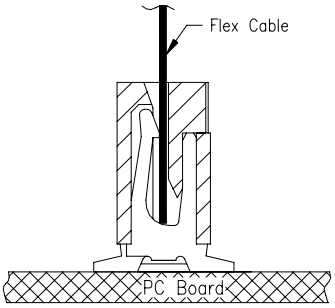

PC board surface mount layout

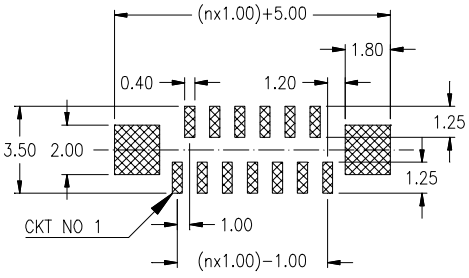

Recommended FPC dimensions

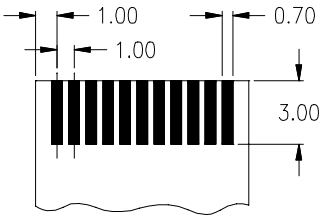

thickness 0.30mm±0.05

SPECIFICATIONS

Current rating	0.5 A max.
Insulator resistance	50MΩ min.
Contact resistance	20 mΩ max.
Dielectric withstanding voltage	250 V AC/1 Min

Operating temperature	- 20° to +85°C
Processing temperature	+250°C +0/-5°C for 3 sec.
Contact material *(RoHS compliant)*	Phosphor Bronze
Contact plating	Tin *(leadfree)*
Insulator material *(RoHS compliant)*	Nylon UL 94 V-0

Dimensions (mm)

Contacts	A	B	Contacts	A	B	Contacts	A	B	Contacts	A	B
004	8.50	5.10	**009**	13.50	10.10	**014**	18.50	15.10	**020**	24.50	21.10
005	9.50	6.10	**010**	14.50	11.10	**015**	19.50	16.10	**021**	25.50	22.10
006	10.50	7.10	**011**	15.50	12.10	**016**	20.50	17.10	**022**	26.50	23.10
007	11.50	8.10	**012**	16.50	13.10	**017**	21.50	18.10	**023**	27.50	24.10
008	12.50	9.10	**013**	17.50	14.10	**018**	22.50	19.10	**024**	28.50	25.10

How to order

FCZ - xxx - V 100 - 99 / XX

Nbr of contacts	Plating	Option
004 to **024**	**99** = tin *(leadfree)*	**RP** If connector with pick up pad and reel packing. (reel packing QTY. on request)