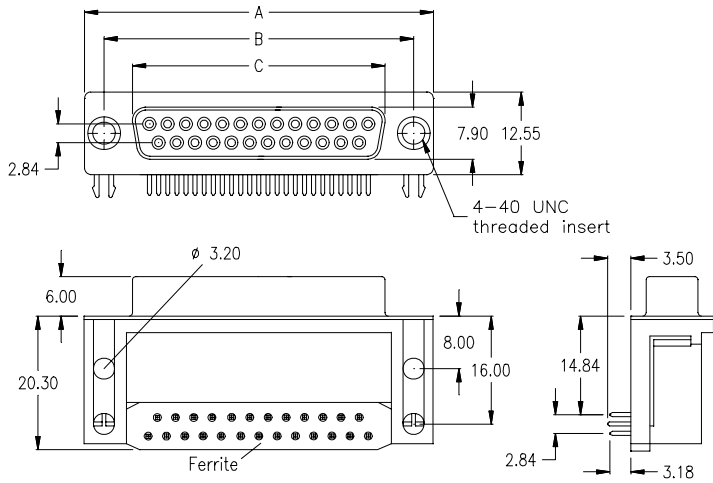


**female**



PCB hole layout on page 23

No. of contacts	Dimension		
	A	B	C
<b>009</b>	30.81	24.99	16.33
	1.213	.984	.643
<b>015</b>	39.14	33.32	24.66
	1.541	1.312	.971
<b>025</b>	53.04	47.04	38.38
	2.088	1.852	1.511
<b>037</b>	69.32	63.50	54.84
	2.729	2.500	2.159

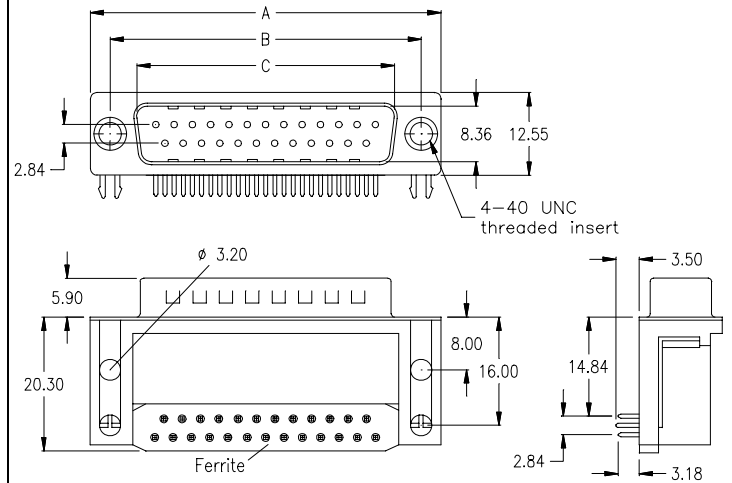
**Ordering Code**

**SFF - xxx - L900 - 95 / XX**

No. of contacts

Option

**male**



PCB hole layout on page 23

No. of contacts	Dimension		
	A	B	C
<b>009</b>	30.81	24.99	16.92
	1.213	.984	.666
<b>015</b>	39.14	33.32	25.25
	1.541	1.312	.994
<b>025</b>	53.04	47.04	38.96
	2.088	1.852	1.534
<b>037</b>	69.32	63.50	55.42
	2.729	2.500	2.182

**Ordering Code**

**SFM - xxx - L900 - 95 / XX**

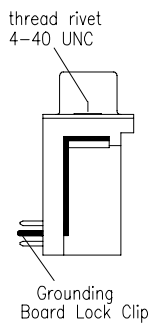
No. of contacts

Option

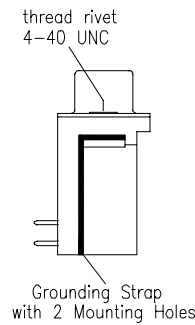
Plating: -95 = tin(leadfree)/gold

General Specification page 72

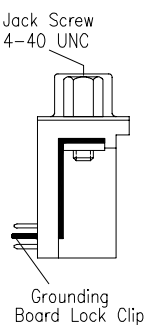
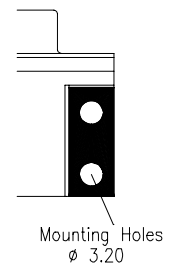
**Options**



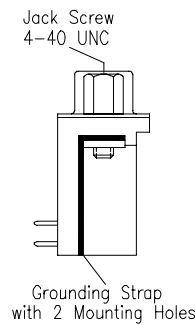
**P**



**L**



**PJ**



**LJ**

