


S326

High Precision Optical Fiber Cleaver



Key Features

- Cleave anywhere
- Simple operation
- Easy fiber loading
- Durable and reliable design
- Wide lid opening
- Long blade life
- Light weight (About 30% reduced from previous model)
- High capacity waste bin (S326A)

With its ergonomic and light weight design, the S326 cleaver offers the operator the versatility to cleave on a work bench or in the palm of their hand. The reduced lid size and wide opening angle facilitates fiber loading and improves stability resulting in better single and ribbon fiber cleaves. Just pressing the lever completes the fiber cleave and automatically collects the waste. With 24 positions, the long life-time blade achieves 48,000 fiber cleaves. The S326 cleaver can offer optical fiber cleaving for a full range of OSP and OEM applications. The S326A configuration comes with both the regular and large size fiber waste bin or users can choose the smaller S326B option without a bin.



Operation on desktop



Operation on hand



Wide lid opening angle




Specifications

Fiber Types	All fiber types
Fiber Count	Single to 12 ribbon fiber
Clad Diameter	125 μm
Coating Diameter	Single fiber: 250 to 900 μm Ribbon fiber: 280 to 400 μm (thickness)
Cleave Length	Single fiber: Fixed length 10 & 16 mm, Variable length 3 to 20 mm Ribbon fiber: Fixed length 10 mm
Blade Life *1	48000 fibers (2000 fibers \times 24 positions)
Dimensions	S326A: 96W \times 79D \times 56H mm S326B: 60W \times 79D \times 56H mm
Weight	S326A: 250 g S326B: 195 g

*1: The blade life depends on the operation environment and condition. The number can vary and is not guaranteed.

Standard Package

Item	P/N	Quantity	
		S326A	S326B
① S326A Main Body	S326A-01	1	—
② S326B Main Body	S326B-01	—	1
③ Single Fiber Adapter	S326X-11	1	1
④ Normal Fiber Waste Bin	S326X-12	2	—
⑤ Large Capacity Fiber Waste Bin	S326X-13	1	—
⑥ Semi-hard Case	S326X-14	1	—
⑦ Soft Case	S326X-15	—	1
⑧ Hexagonal Wrench	S326X-16	1	1
Operation Manual	FTS-B423	1	1



Contact Us:

FURUKAWA ELECTRIC CO. LTD.

Head Office:

2-3, Marunouchi 2-chome,
Chiyoda-ku, Tokyo,
100-8322, Japan
TEL: +81 3 3286 3227
FAX: +81 3 3286 3978
www.furukawa.co.jp
comsales@ho.furukawa.co.jp

Europe:

Furukawa Electric Europe, Ltd.
3rd Floor, Newcombe House
43-45 Notting Hill Gate,
London W11 3FE U.K.
TEL: +44 20 7313 5320
FAX: +44 20 7313 5310
www.furukawa.co.uk
splicers@furukawa.co.uk

North & South America:

OFS Fitel, LLC
2000 Northeast Expressway
Norcross, Georgia 30071, U.S.A
TOLL FREE: +1 866 452 9516
TEL: +1 678 783 1090
FAX: +1 678 783 1093
www.ofsoptics.com
splicers@ofsoptics.com

China:

**Furukawa Shanghai, Ltd.
Beijing Branch**
1001A, Full Tower, No.09 Dong-
sanhuan ZhongRoad, Chaoyang
District, Beijing 100020, P.R. China
TEL: +86 10 8591 0608
FAX: +86 10 8591 0609
www.furukawa-sh.cn

South East Asia:

**Furukawa Electric Singapore
Pte. Ltd.**
10 Anson Road, #25-08
International Plaza, Singapore
079903
Tel: +65 6328 9870
Fax: +65 6224 2362

Export Control Regulations

The products and/or technical information presented in this publication may be subject to the application of the Foreign Exchange and Foreign Trade Act and other related laws and regulations in Japan.
In addition, the Export Administration Regulations (EAR) of the United States may be applicable.
In cases where exporting or reexporting the products and/or technical information presented in this publication, customers are requested to follow the necessary procedures at their own responsibility and cost.
Please contact the Ministry of Economy, Trade and Industry of Japan or the Department of Commerce of the United States for details about procedures.

* Furukawa Electric reserves the right to improve, enhance, or modify the features and specifications of FITEC products without prior notification.

* Company and product names appearing in this catalogue are resisterd marks or trademarks of respective companies.

* This catalogue is printed using environmentally friendly paper and ink.