SMD SHIELDED POWER INDUCTORS
SERIES SHS1206

FEATURES

- 100% ferrite shielding, zero cross talk
- High current handling capacity
- Available in bulk or tape and reel

ELECTRICAL SPECIFICATIONS

- Inductance range 10uH to 680uH*
- Test frequency 1 KHz
- Test equipment Quadtech 1750 LCR Meter
- Rated current range 0.5 to 4.0 Amps
- Tolerance ± 10%
- Rated current Obtained when Lo drops 15% typical

PHYSICAL SPECIFICATIONS

- Operating temperature -40ºC to +125ºC
- Construction Wound ferrite bobbin covered with ferrite sleeve
- Shielding Less than 2% coupling
- Terminal Flat tinned copper wire
- **NOTE: Straight terminal is available under part number with suffix S**
- Packaging Bulk 100 pieces per bag; T & R 500 pieces per reel
- Tape & reel spec. Tape 24 mm embossed carrier tape; Reel 330 mm paper or plastic reel

DIMENSIONS IN MILLIMETERS

- Square side A 12.0 ± 0.4
- Height B 6.0 ± 0.3
- Terminal length C 6.4 nominal
- Terminal width D 3.3 nominal
- Space between terminals E 5.1 nominal

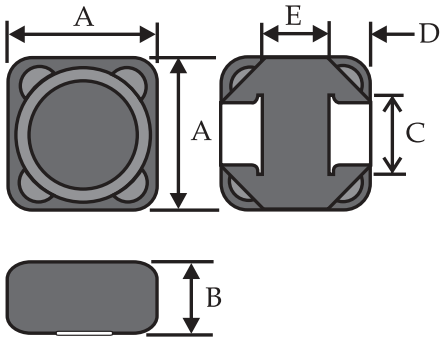

* NOTE:
Other inductance values are available on special order.

SPECIFICATIONS

Part Number	L (µH)	Tol % ±	DCR max (Ω)	Rated Current (DC) max (mA)
SHS1206-100K	10	10	0.030	4000
SHS1206-120K	12	10	0.033	3500
SHS1206-150K	15	10	0.038	3300
SHS1206-180K	18	10	0.042	3000
SHS1206-220K	22	10	0.044	2800
SHS1206-270K	27	10	0.060	2300
SHS1206-330K	33	10	0.070	2100
SHS1206-390K	39	10	0.075	2000
SHS1206-470K	47	10	0.083	1800
SHS1206-560K	56	10	0.115	1700
SHS1206-680K	68	10	0.125	1500
SHS1206-820K	82	10	0.140	1400
SHS1206-101K	100	10	0.170	1300
SHS1206-121K	120	10	0.180	1100
SHS1206-151K	150	10	0.220	1000
SHS1206-181K	180	10	0.300	900
SHS1206-221K	220	10	0.360	800
SHS1206-271K	270	10	0.450	750
SHS1206-331K	330	10	0.490	680
SHS1206-391K	390	10	0.620	650
SHS1206-471K	470	10	0.720	580
SHS1206-561K	560	10	0.830	540
SHS1206-681K	680	10	1.100	500

DIMENSIONS OF STRAIGHT TERMINAL

- Terminal length C 4.9 nominal
- Terminal width D 3.0 nominal
- Space between terminals E 5.1 nominal

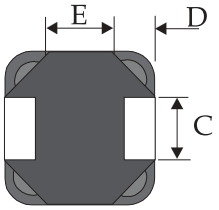

SUGGESTED LAND PATTERN

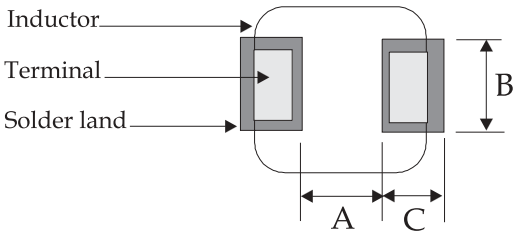

A = 5.0 mm
B = 6.5 mm
C = 3.5 mm