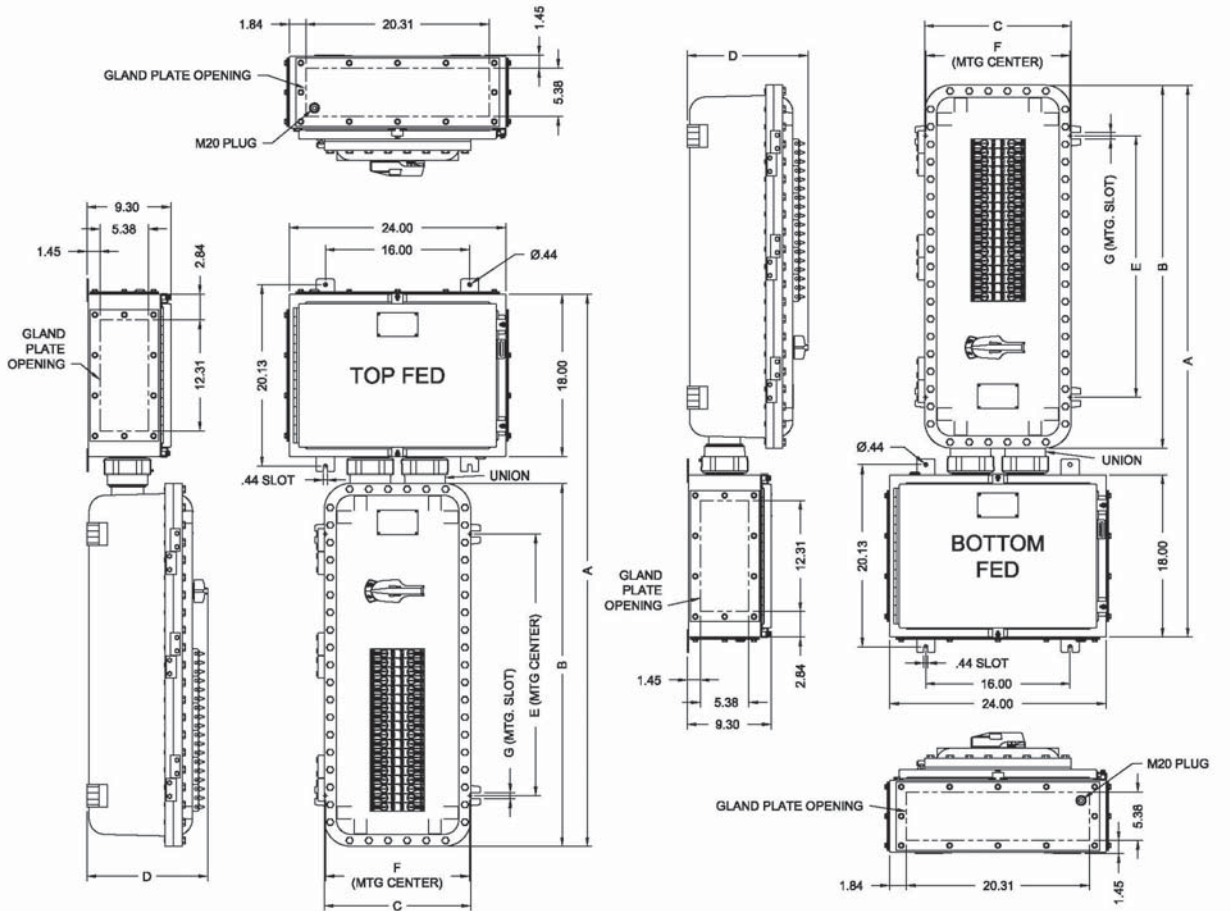


# CLASS I, DIV 2 • CLASS I, ZONE 2

## Factory Sealed Panelboards Vertical Main Breaker



### CERTIFICATIONS

Class I, Div. 2, Groups B, C, D  
 Class II, Div. 2, Groups F & G  
 Class III  
 Class I, Zone 2, IIB+H<sub>2</sub>  
 Type 4X & 13



# CLASS I, DIV 2 • CLASS I, ZONE 2

## DIMENSIONAL OUTLINE

	Catalog #	A	B	C	D	E	F	G
<b>GFI/EPD Enclosures</b>	X2PB1-121-M1_	49.10	28.25	16.25	12.94	18.38	15.75	0.63
	X2PB1-241-M1_	61.10	40.25	16.25	13.38	29.00	15.75	0.68
	X2PB1-241-M2_	61.10	40.25	16.25	13.38	29.00	15.75	0.68
	X2PB1-361-M2_	71.10	40.25	16.25	13.38	29.00	15.75	0.68
	X2PB1-421-M2_	71.10	50.25	16.25	12.94	39.00	15.75	0.68
	X2PB1-123-M1_	49.10	28.25	16.25	13.38	18.38	15.75	0.63
	X2PB1-243-M1_	61.10	40.25	16.25	13.38	29.00	15.75	0.68
	X2PB1-243-M2_	61.10	40.25	16.25	13.38	29.00	15.75	0.68
	X2PB1-363-M2_	71.10	40.25	16.25	13.38	29.00	15.75	0.68
	X2PB1-423-M2_	71.10	50.25	16.25	13.38	39.00	15.75	0.68
	X2PB2-123-M1_	49.10	28.25	16.25	12.94	18.38	15.75	0.63
	X2PB2-243-M1_	61.10	40.25	16.25	13.38	29.00	15.75	0.68
	X2PB2-243-M2_	61.10	40.25	16.25	13.38	29.00	15.75	0.68
	X2PB2-363-M2_	71.10	40.25	16.25	13.38	29.00	15.75	0.68
	X2PB2-423-M2_	71.10	50.25	16.25	13.38	39.00	15.75	0.68
	X2PB1-121G-M1	49.10	28.25	16.25	12.94	18.38	15.75	0.63
	X2PB1-241G-M1	61.10	40.25	16.25	13.38	29.00	15.75	0.68
	X2PB1-241G-M2	61.10	40.25	16.25	13.38	29.00	15.75	0.68
	X2PB1-361G-M2	71.10	40.25	16.25	13.38	29.00	15.75	0.68
	X2PB1-421G-M2	71.10	50.25	16.25	13.38	39.00	15.75	0.68
	X2PB1-123G-M1	49.10	28.25	16.25	12.94	18.38	15.75	0.63
	X2PB1-243G-M1	61.10	40.25	16.25	13.38	29.00	15.75	0.68
	X2PB1-243G-M2	61.10	40.25	16.25	13.38	29.00	15.75	0.68
	X2PB1-363G-M2	71.10	40.25	16.25	13.38	29.00	15.75	0.6

**NOTES:**

1. For Bottom Fed Model add suffix -B
2. For Top Fed Model add suffix -T
3. 10kA Maximum Interrupting Capacity (Sym.)

Panelboards

### LIGHTING PANELS

Catalog #	# Branch Breakers	Eaton Cutler Hammer Pow-R-Line C Panelboards			Chassis Type
		Electrical Rating	Main Brkr Type	Buss Amp	
X2PB1-121-M1_	12	1Ø-3W 120/240V	EHD2100	100	PRL1A
X2PB1-241-M1_	24	1Ø-3W 120/240V	EHD2100	100	PRL1A
X2PB1-241-M2_	24	1Ø-3W 120/240V	FD2225	225	PRL1A
X2PB1-361-M2_	36	1Ø-3W 120/240V	FD2225	225	PRL1A
X2PB1-421-M2_	42	1Ø-3W 120/240V	FD2225	225	PRL1A
X2PB1-421-M2_	42	1Ø-3W 120/240V	FD2225	225	PRL1A
X2PB1-123-M1_	12	3Ø-4W 120/208V	EHD2100	100	PRL1A
X2PB1-243-M1_	24	3Ø-4W 120/208V	EHD2100	100	PRL1A
X2PB1-243-M2_	24	3Ø-4W 120/208V	FD2225	225	PRL1A
X2PB1-363-M2_	36	3Ø-4W 120/208V	FD2225	225	PRL1A
X2PB1-423-M2_	42	3Ø-4W 120/208V	FD2225	225	PRL1A
X2PB2-123-M1_	12	3Ø-4W 277/480V	EHD3100	100	PRL2A
X2PB2-243-M1_	24	3Ø-4W 277/480V	EHD3100	100	PRL2A
X2PB2-243-M2_	24	3Ø-4W 277/480V	FD3225	225	PRL2A
X2PB2-363-M2_	36	3Ø-4W 277/480V	FD3225	225	PRL2A
X2PB2-423-M2_	42	3Ø-4W 277/480V	FD3225	225	PRL2A

### LIGHTING PANELS-w/GFI/EPD BRANCH CIRCUIT PROTECTORS

Catalog #	# Branch	Max.GFI/ Brkr EPD Brkr	Eaton Cutler Hammer Pow-R-Line C Panelboards			Chassis Buss Amp
			Electrical Rating	Main Brkr Type		
X2PB1-121G-M1_	12	12	1Ø-3W 120/240V	EHD2100	100	PRL1A
X2PB1-241G-M1_	24	24	1Ø-3W 120/240V	EHD2100	100	PRL1A
X2PB1-241G-M2_	24	24	1Ø-3W 120/240V	FD2225	225	PRL1A
X2PB1-361G-M2_	36	13	1Ø-3W 120/240V	FD2225	225	PRL1A
X2PB1-421G-M2_	42	7	1Ø-3W 120/240V	FD2225	225	PRL1A
X2PB1-123G-M1_	12	12	3Ø-4W 120/208V	EHD3100	100	PRL1A
X2PB1-243G-M1_	24	24	3Ø-4W 120/208V	EHD3100	100	PRL1A
X2PB1-243G-M2_	24	18	3Ø-4W 120/208V	FD3225	225	PRL1A
X2PB1-363G-M2_	36	6	3Ø-4W 120/208V	FD3225	225	PRL1A

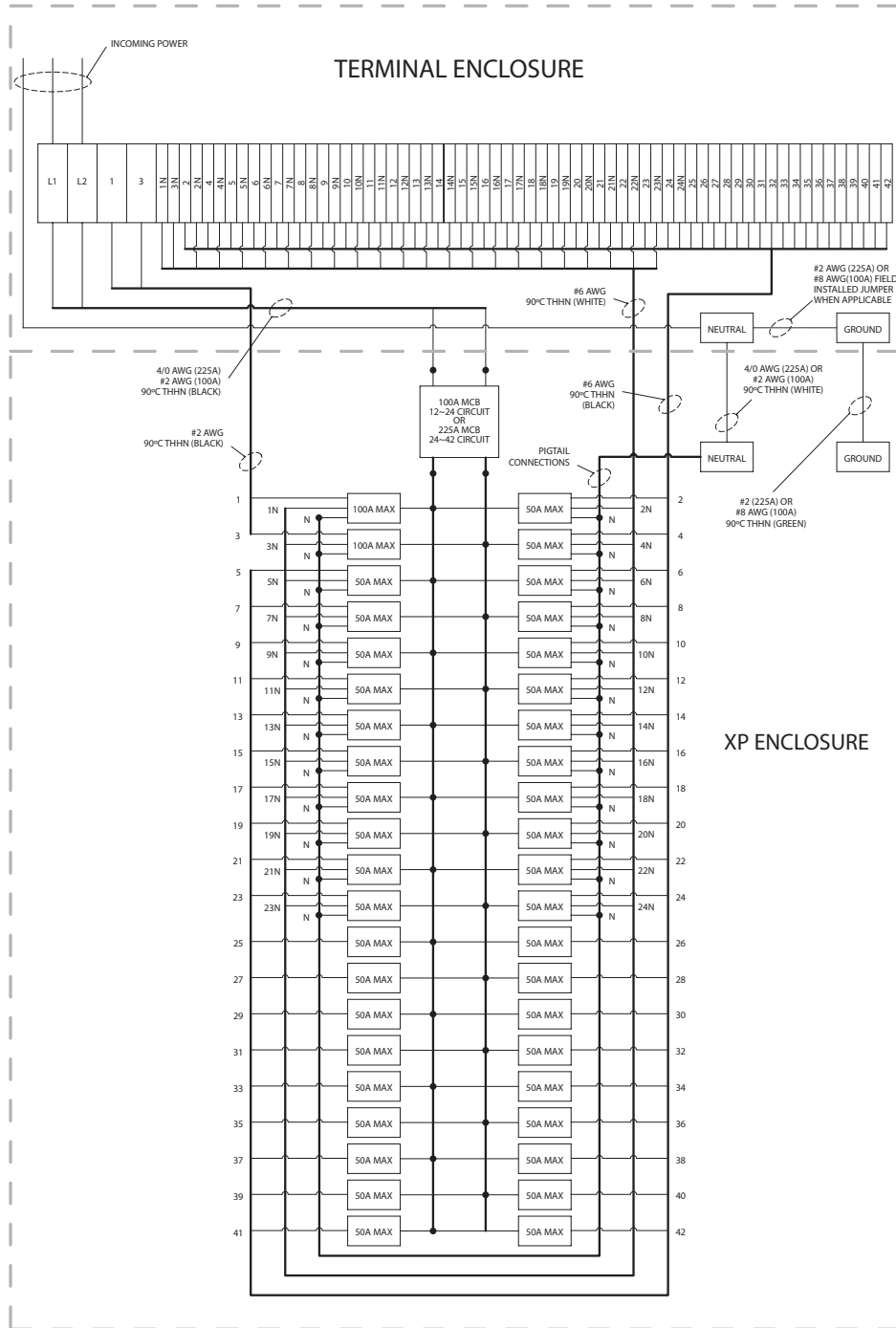
### BRANCH BREAKERS

PRL1A	PRL2A
BAB	
QBGF	GHB
QBGFEP	

# CLASS I, DIV 2 • CLASS I, ZONE 2

## Factory Sealed Panelboards Vertical Main Breaker

### WIRING DIAGRAM

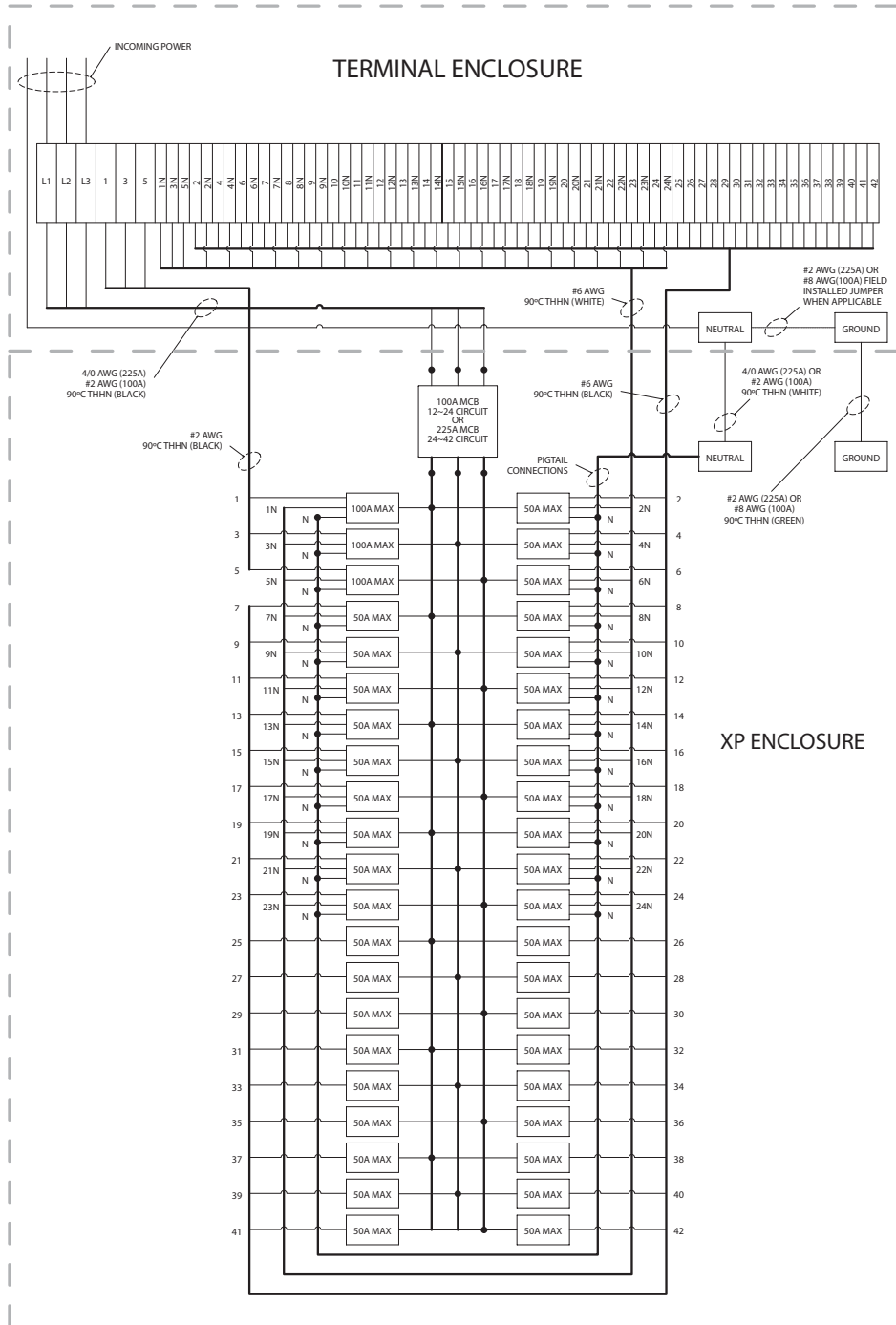


1 PHASE - 3 WIRE

# CLASS I, DIV 2 • CLASS I, ZONE 2

## Factory Sealed Panelboards Vertical Main Breaker

### WIRING DIAGRAM



3 PHASE - 4 WIRE

Panelboards