
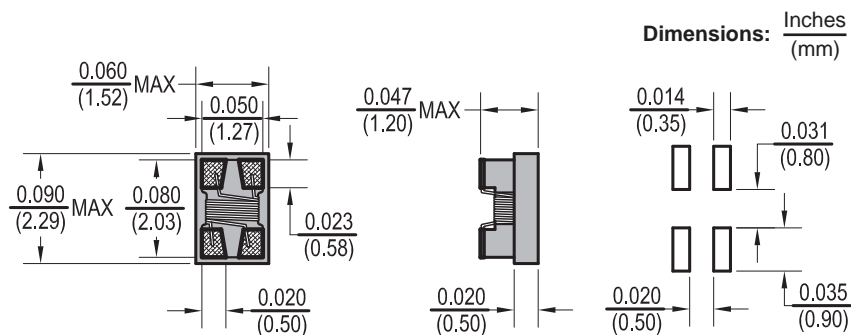


SCMHC10 Surface Mount Common Mode Choke High Current



Features

- Miniature SMD type common mode filter
- Wide Impedance range
- Excellent solderability

Electrical

Impedance range: 30 Ω to 260 Ω

Tolerance: 20% over entire range

Operating Temp: -25°C ~ 85°C

IDC: Inductance drop 10% from its value without current

Resistance to Solder Heat

Pre-Heat 150°C, 1 minute

Solder Composition: Sn/Ag3.0/Cu0.5

Solder Temp: 245°C peak for 4 sec.
 ± 1 sec.

Test Equipment

(Z): HP4286A / HP4287A /
 Agilent E4991A

(RDC): Chen Hwa 502BC
 RDC (Single wire test value)

Insulation Resistance: HP4339B

(IDC): HP4284A + HP42841A /
 HP4285A + HP42841A

Physical

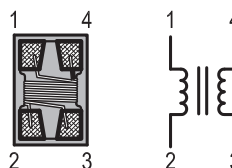
Packaging: 2000 pieces per 7 inch reel

Marking: None

Allied Part Number	Impedance Z (Ω)	Tolerance ($\pm\%$)	Test Freq. (MHz)	Rated Voltage Vdc	Insulation Resistance (M Ω) (min)	DCR Max. (Ω)	IDC (mA)
SCMHC10-300M-RC	30	20	100	50	10	0.2	1300
SCMHC10-420M-RC	42	20	100	50	10	0.2	1300
SCMHC10-670M-RC	67	20	100	50	10	.25	1200
SCMHC10-900M-RC	90	20	100	50	10	.27	1000
SCMHC10-121M-RC	120	20	100	50	10	0.3	900
SCMHC10-181M-RC	180	20	100	50	10	0.4	700
SCMHC10-261M-RC	260	20	100	50	10	0.6	700

All specifications subject to change without notice.

SCHEMATIC



NO POLARITY EQUIVALENT CIRCUIT