



10/100/1000 BASE-T SINGLE PORT SURFACE MOUNT MAGNETICS

- Meets IEEE 802.3af & ANSI X 3.263
- Surface mount, open header construction
- Many parts are PoE enabled
- Standard operating temp: 0°C to +70°C (see footnote)
- Industrial operating temp: -40°C to +85°C (see footnote)

Electrical Specifications @25°C

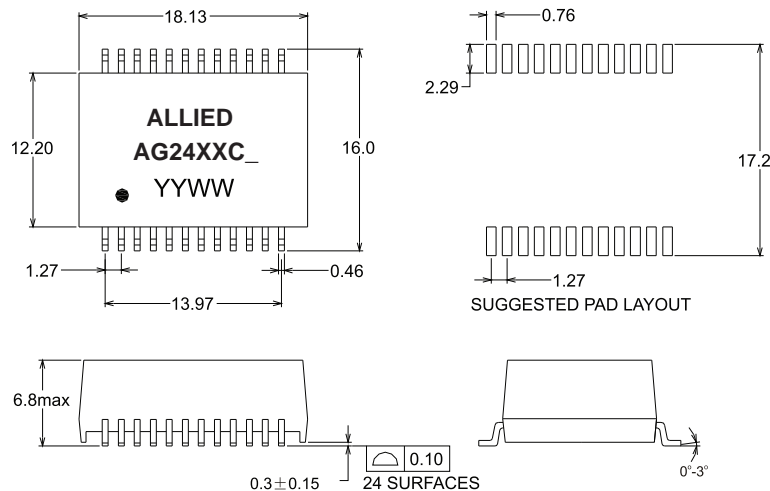
| Part Number | OCL(uH Min) @100KHz,0.2V With 8mA DC Bias | Turns Ratio (±3%) | Insertion Loss (dB Max) | | Return Loss (dB Min) | | Cross talk (dB Min) | | CMRR (dB Min) 0.5-100MHz | HI-POT (Vrms) |
|-------------|---|----------------------|----------------------------|-----------|-------------------------|-----------|------------------------|----|--------------------------------|------------------|
| | | | 0.5-100MHz | 0.5-40MHz | 40.1-100MHz | 0.5-40MHz | 40.1-100MHz | | | |
| AG2401C_ | 350 | 1CT:1CT | 1.1 | 18 | 12-20*log(f/80) | 35 | 33-20*log(f/50) | 30 | 1500 | |
| AG2405C_ | 350 | 1CT:1CT | 1.1 | 18 | 12-20*log(f/80) | 35 | 33-20*log(f/50) | 30 | 1500 | |
| AG2411C_ | 350 | 1CT:1CT | 1.1 | 18 | 12-20*log(f/80) | 35 | 33-20*log(f/50) | 30 | 1500 | |
| AG2413C_ | 350 | 1CT:1 | 1.1 | 18 | 12-20*log(f/80) | 35 | 33-20*log(f/50) | 30 | 1500 | |
| AG2415C_ | 350 | 1CT:1CT | 1.1 | 18 | 12-20*log(f/80) | 35 | 33-20*log(f/50) | 30 | 1500 | |
| AG2416C_ | 350 | 1CT:1CT | 1.1 | 18 | 12-20*log(f/80) | 35 | 33-20*log(f/50) | 30 | 1500 | |
| AG2417C_ | 350 | 1CT:1CT | 1.1 | 18 | 12-20*log(f/80) | 35 | 33-20*log(f/50) | 30 | 1500 | |
| AG2419C_ | 350 | 1CT:1CT | 1.1 | 18 | 12-20*log(f/80) | 35 | 33-20*log(f/50) | 30 | 1500 | |
| AG2420C_ | 350 | 1CT:1CT | 1.1 | 18 | 12-20*log(f/80) | 35 | 33-20*log(f/50) | 30 | 1500 | |
| AG2436C_ | 350 | 1CT:1CT | 1.1 | 18 | 12-20*log(f/80) | 35 | 33-20*log(f/50) | 30 | 1500 | |
| AG2437C_ | 350 | 1CT:1CT | 1.1 | 18 | 12-20*log(f/80) | 35 | 33-20*log(f/50) | 30 | 1500 | |
| AG2438C_ | 350 | 1CT:1CT | 1.1 | 18 | 12-20*log(f/80) | 35 | 33-20*log(f/50) | 30 | 1500 | |
| AG2439C_ | 350 | 1CT:1CT | 1.1 | 18 | 12-20*log(f/80) | 35 | 33-20*log(f/50) | 30 | 1500 | |
| AG2441C_ | 350 | 1CT:1CT | 1.1 | 18 | 12-20*log(f/80) | 35 | 33-20*log(f/50) | 30 | 1500 | |
| AG2443C_ | 350 | 1CT:1CT | 1.1 | 18 | 12-20*log(f/80) | 35 | 33-20*log(f/50) | 30 | 1500 | |
| AG2445C_ | 350 | 1CT:1CT | 1.1 | 18 | 12-20*log(f/80) | 35 | 33-20*log(f/50) | 30 | 1500 | |
| AG2447C_ | 350 | 1CT:1 | 1.1 | 18 | 12-20*log(f/80) | 35 | 33-20*log(f/50) | 30 | 1500 | |
| AG2448C_ | 350 | 1CT:1CT | 1.1 | 18 | 12-20*log(f/80) | 35 | 33-20*log(f/50) | 30 | 1500 | |
| AG2451C_ | 350 | 1CT:1CT | 1.1 | 18 | 12-20*log(f/80) | 35 | 33-20*log(f/50) | 30 | 1500 | |
| AG2452C_ | 350 | 1CT:1CT | 1.1 | 18 | 12-20*log(f/80) | 35 | 33-20*log(f/50) | 30 | 1500 | |
| AG2453C_ | 350 | 1CT:1CT | 1.1 | 18 | 12-20*log(f/80) | 35 | 33-20*log(f/50) | 30 | 1500 | |

*Complete part number by inserting "S" for Standard Temp or "I" for Industrial Temp.

All specifications subject to change without notice.

MECHANICAL

AG2405C_, AG2419C_, AG2420C_, AG2436C_
AG2437C_, AG2443C_, AG2451C_

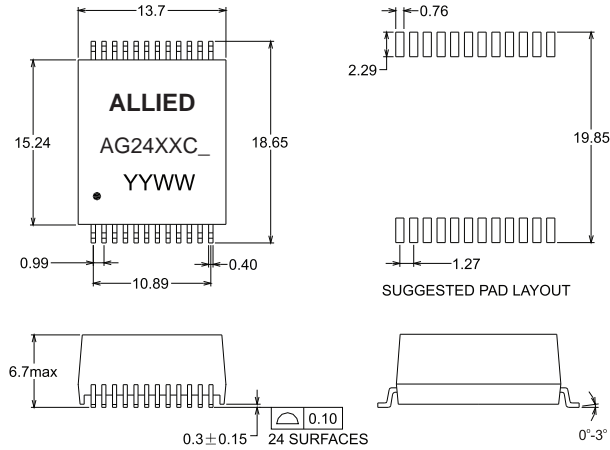


Unless otherwise specified all tolerances are: ±0.25 in mm

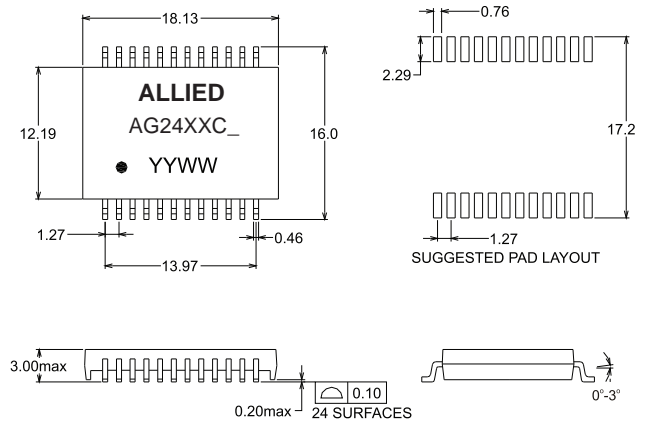


10/100/1000 BASE-T SINGLE PORT SURFACE MOUNT MAGNETICS

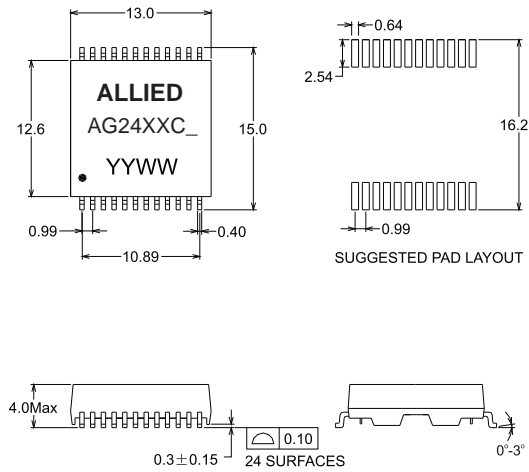
AG2411C_, AG2413C_, AG2439C_,
AG2445C_, AG2447C_



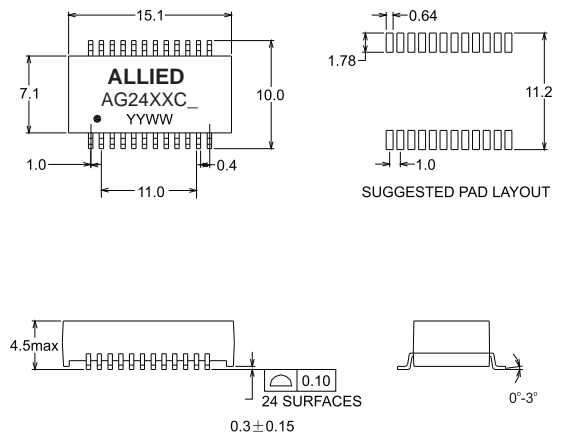
AG2416C_, AG2417C_, AG2441C_, AG2453C_




AG2452C_



AG2401C_, AG2415C_, AG2438C_, AG2448C



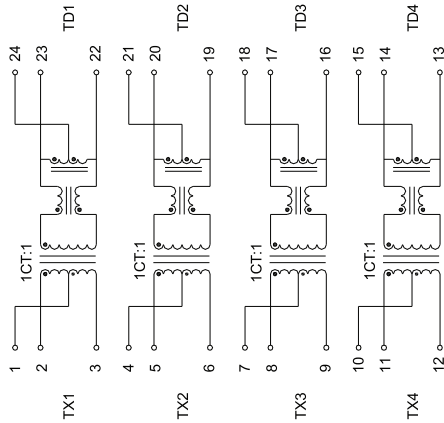
Unless otherwise specified all tolerances are: ±0.25 in mm



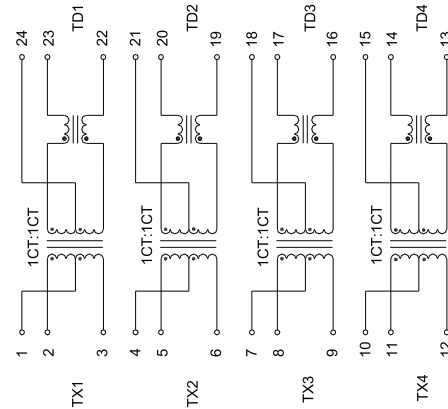
10/100/1000 BASE-T SINGLE PORT SURFACE MOUNT MAGNETICS

SCHEMATICS

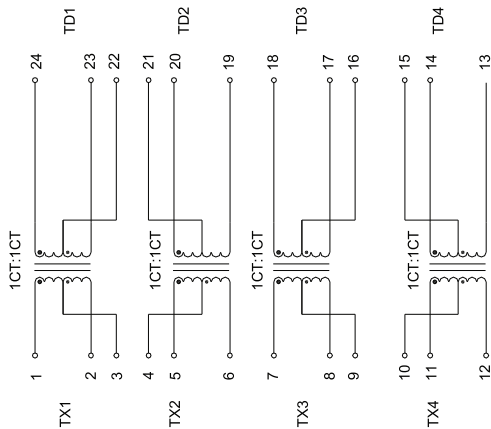
AG2411C_, AG2416C_, AG2436C_



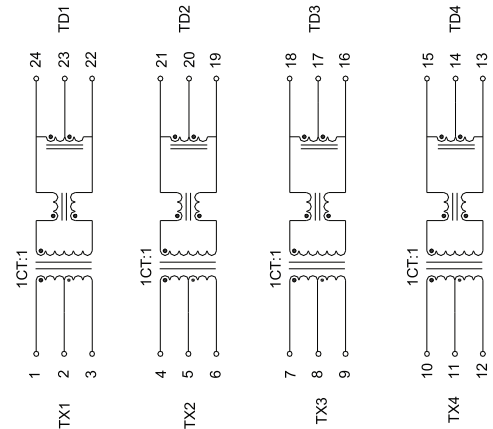
AG2401C_, AG2405C_, AG2417C_, AG2437C_, AG2441C_, AG2452C_, AG2453C_



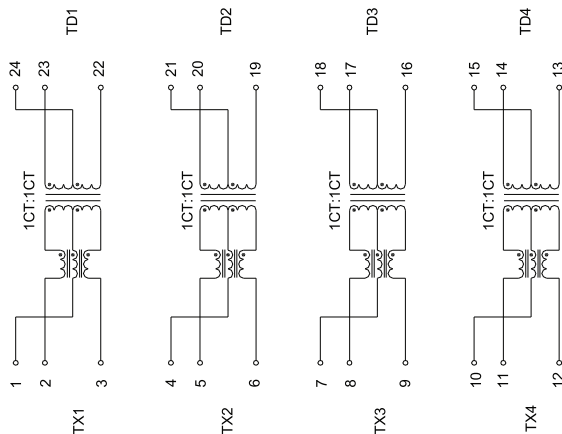
AG24115_



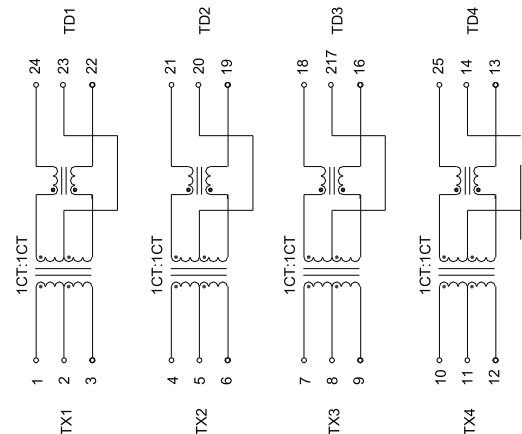
AG24113C_, AG2447C_



AG24119C_, AG2443C_, AG2451C_



AG2420C_, AG2438C_

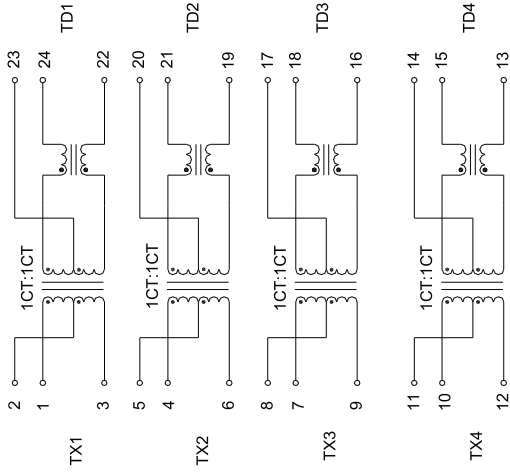




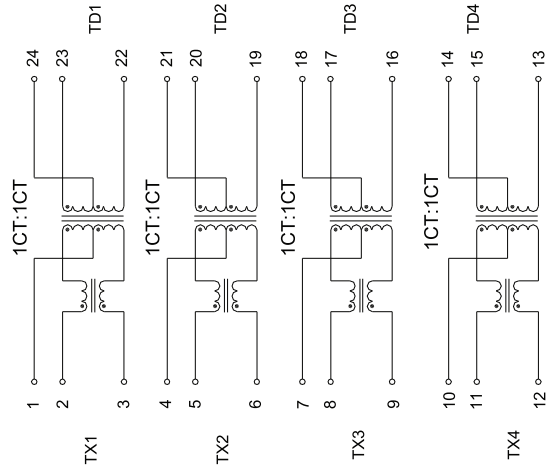
10/100/1000 BASE-T SINGLE PORT SURFACE MOUNT MAGNETICS

SCHEMATICS

AG2439C_



AG2448C_



AG2445C_

