

CALIBRATION BATH

(+40°C...+250°C)

OB-7/2

OB-22/2

OB-50/2

High temperature calibration baths-metrology performance:

- Uniformity and stability in mK range
- Calibrate sensors of any dimension
- Fluid ensures perfect heat transfer
 - Up to 500mm immersion depth
 - Unique vertical flow design
 - State of the art solution
 - Three bath sizes





Over temperature shut off device

Vertical fixture – one included as standard

Special double cylinder design with unique vertical flow across entire working volume

7L, 22L, 50L working chamber with immersion depth up to 500 mm

Touch screen based controller with user friendly interface, history graph advance settings options RS-232, USB or Ethernet communication ports

Insulation cover included - simple to drill and fix any size sensor

Full 4 side maintenance access

Extensive high performance chamber heat insulation

All exterior in stainless steel AISI 304 SB With rounded corners

Storage space

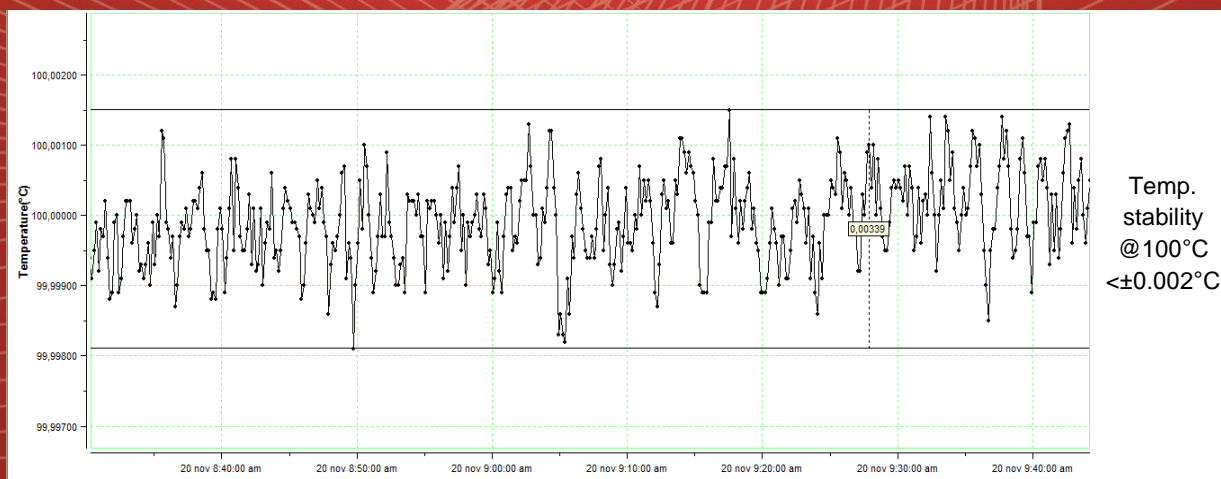
Mobile standalone unite, with built on swivel wheels with brakes

Overflow drain with catch pot and fluid drain valve neatly hidden behind the front cover panel




Controller functions:



Bath's temperature stability graph at 100°C:




Technical data:

	OB-7/2	OB-22/2	OB-50/2
			
External dimensions (WxHxD) in mm	480 x 525 x 470	600 x 1240 x 550	745 x 1240 x 495
Internal dimensions (cross x immersion depth) in mm	100 x 270	147 x 500	320 x 500
Volume (L)	~7	~22	~50
Temperature range (°C)	+40 ... +250	+40 ... +250	+40 ... +250
Temperature display resolution (°C)	0.001	0.001	0.001
Temperature set resolution (°C)	0.001	0.001	0.001
Temperature stability (°C)	±0.001 @ 50°C ±0.002 @ 100°C ±0.006 @ 250°C	±0.001 @ 50°C ±0.002 @ 100°C ±0.006 @ 250°C	±0.001 @ 50°C ±0.002 @ 100°C ±0.006 @ 250°C
Temperature uniformity (°C)	< ±0.007@ 100°C	< ±0.007@ 100°C	< ±0.007@ 100°C
Heating rate	37 min (40°C to 100°C)	37 min (150°C to 250°C)	55 min (150°C to 250°C)
Cooling rate	N/A	N/A	N/A
Temperature Control	PID	PID	PID
Noise level (dBA)	< 48dBA	< 48dBA	< 48dBA
Cooling	Natural	Natural	Natural
Power supply	230 V 50/60 HZ (± 10%)	230 V 50/60 HZ (± 10%)	230 V 50/60 HZ (± 10%)
Wattage (W)	1100	2100	2100
Interface	RS 232 or USB or Ethernet	RS 232 or USB or Ethernet	RS 232 or USB or Ethernet
Weight (kg)	18	58	69

*All performance data with fluid KDC 200.50

Accessories:

- LIG thermometer holder




- Vertical fixture



- Adjustable multiple probe fixture



- External fluid level for LIG



- Additional lid




- Foldable shelf



- Fume hood

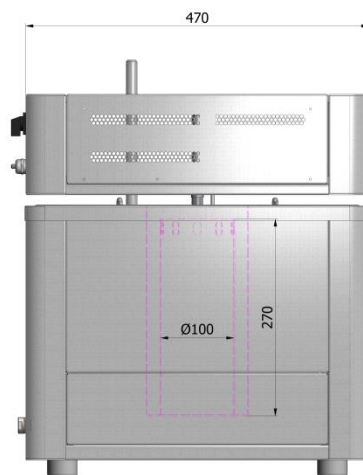



- Evaluation report



Ordering information and accessories:


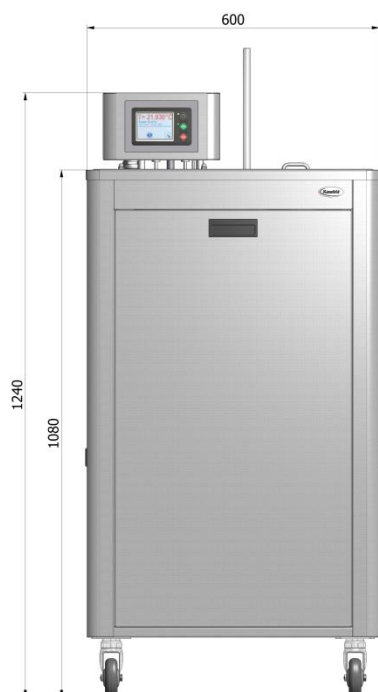
Description	Part no.
Calibration bath OB-7/2	1603
Calibration bath OB-22/2	1607
Calibration bath OB-50/2	1608
USB interface	1466
Ethernet interface	1716
Evaluation report	1719
Monitoring and data collection software	104
External fluid level for LIG	1655
Vertical fixture	1657
Adjustable multiple probe fixture	1733
LIG (liquid in glass thermometer) fixture	1735
Local fume hood with fan	1656
Foldable shelf	1658
Extra lid for OB-7/2	1737
Extra lid for OB-22/2	1636
Extra lid for OB-50/2	2115
Powder coated trolley for OB-7/2	2482
Silicone oil fluid KDC 200.20 (+10°C..230°C)	600
Silicone oil fluid KDC 200.50 (+30°C..278°C)	631



SHIPPING	
W	660 mm
H	755 mm
D	630 mm
WEIGHT	41 kg

* we reserve the right to modifications

DIMENSIONAL DRAWING	PRODUCT	MODEL
	CALIBRATION BATH	OB-7/2
	/	/



SHIPPING	
W	735 mm
H	1460 mm
D	685 mm
WEIGHT	104/133kg

* we reserve the right to modifications

DIMENSIONAL DRAWING	PRODUCT	MODEL
	CALIBRATION BATH	OB-22/2
	/	/

