
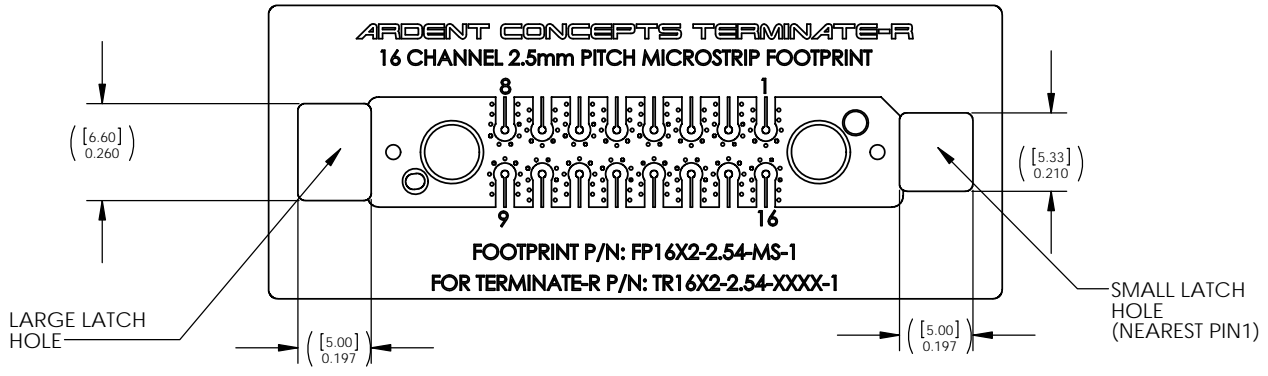


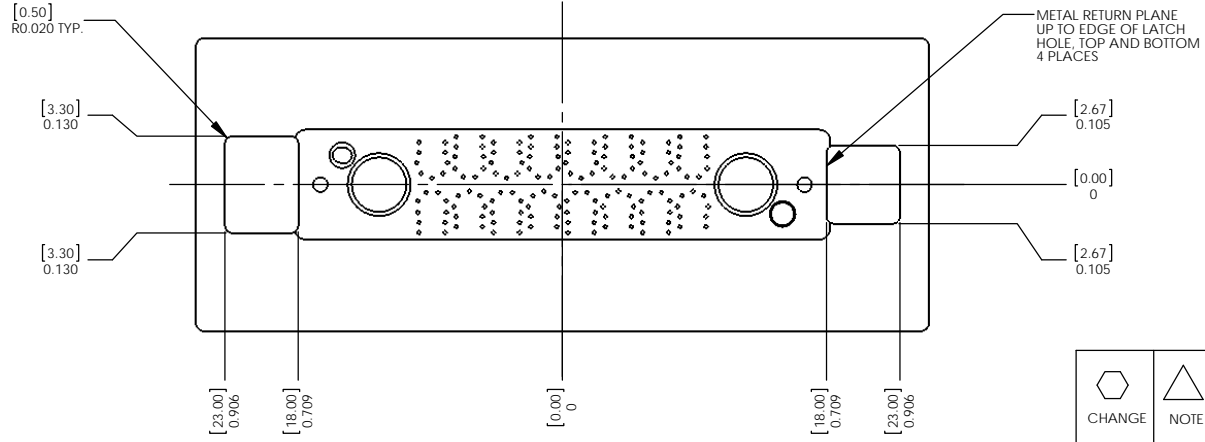
PROPRIETARY AND CONFIDENTIAL
 THE INFORMATION CONTAINED IN THIS DRAWING IS THE SOLE
 PROPERTY OF ARDENT CONCEPTS, INC. ANY REPRODUCTION
 IN PART OR AS A WHOLE WITHOUT THE WRITTEN PERMISSION OF
 ARDENT CONCEPTS, INC. IS PROHIBITED.

**ARDENT CONCEPTS TERMINATE-R
 16 CHANNEL 2.5mm PITCH MICROSTRIP FOOTPRINT**

**FOOTPRINT P/N: FP16X2-2.54-MS-1
 FOR TERMINATE-R P/N: TR16X2-2.54-XXXX-1**



PCB THICKNESS
 FOR QUICKLATCH USE:
 .06" (1.5) MIN TO .250" (6.3) MAX



HOLES SHOWN FOR QUICK LATCH VERSION OF TR.

CHANGE NOTE PROJECTION	INCH UNLESS OTHERWISE SPECIFIED. TOLERANCES: ANGLES: ± 3 X.XX = ± .005 X.XXX = ± .002 X.XXXX = ± .001	 ARDENT CONCEPTS <small>Intercepting and Latching Connectors</small> 130 LEDGE ROAD, UNIT 2 SEABROOK, NH 03874 (603) 474-1760	
		MATERIAL: ---	SIZE B
FINISH: ---	INTERPRET GEOMETRIC TOLERANCING PER: ANSI Y14.5M 1982	DWG. NO. FP16X2-2.54-MS-1	REV C
WWW.ARDENTCONCEPTS.COM		SCALE: 3:1	SHEET 2 OF 2