




- ▶ **Ideal for ejection control under rugged operating conditions**
- ▶ **Active aperture width 160mm**
- ▶ **Dynamic functionality**
- ▶ **Especially robust design, protected optics**
- ▶ **High object resolution (adjustable)**
- ▶ **Manual adjustment via robust metal potentiometer**


 ▶ **TECHNICAL DATA**
**DYNAMIC
 FRAME SENSOR FS160**

| MODEL | FS160-040 | FS160-080 | FS160-120 | FS160-160 |
|---------------------------------------|--|-----------|-----------|-----------|
| Operating voltage | 10...30 VDC, reverse polarity protection | | | |
| Current consumption | 65mA | 75mA | 90mA | 100mA |
| Output | PNP and NPN gleichzeitig, 200mA, short circuit proof | | | |
| Functional principle | dynamic | | | |
| Switching function | dark-on | | | |
| Light type | infrared | | | |
| Operating state indicator | LED green | | | |
| Function indicator | LED red | | | |
| Response time | 400µsec | | | |
| Pulse stretching (only dyn. function) | 5ms to 300ms (adjustable) | | | |
| Operating temperature | -10°C to +55°C | | | |
| Protection class | IP67 | | | |
| Housing material | aluminium, black anodized | | | |
| Filter material | PMMA | | | |
| Counting frequency | function of pulse stretching (max. 200 parts/s) | | | |
| Connector | 01: M8 locking device, 4pin* | | | |
| | 02: Pigtail 20cm, M12, 4pin | | | |

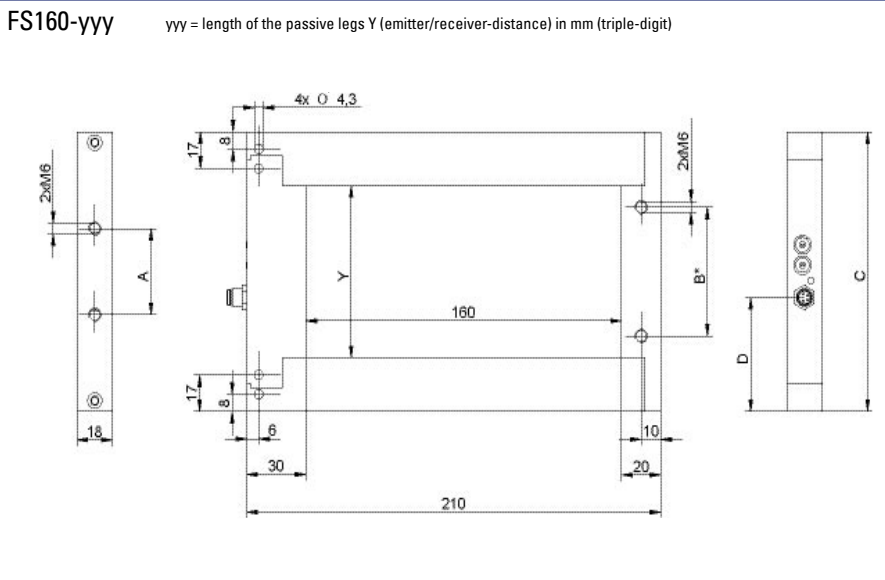
* supply cable to be ordered separately

| opening 160-yyy (mm) | 160x40 | 160x80 | 160x120 | 160x160 |
|-----------------------------|--------|--------|---------|---------|
| max. object resolution (mm) | 1,0 | 1,0 | 1,2 | 1,5 |



FS160-yyy-DP/N

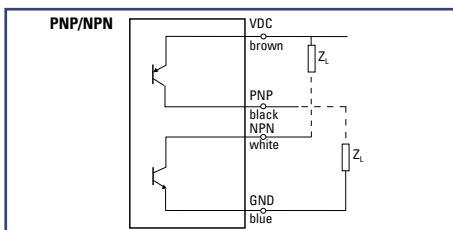
DIMENSIONS Measurements in mm. Subject to technical change.



* mounting holes do not exist with dimension 160-040

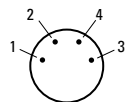
| MODEL | Y: | A: | B: | C: | D: |
|-----------|-----|-----|-----|-----|----|
| FS160-040 | 40 | 20 | * | 90 | 33 |
| FS160-080 | 80 | 40 | 60 | 130 | 53 |
| FS160-120 | 120 | 80 | 100 | 170 | 73 |
| FS160-160 | 160 | 120 | 140 | 210 | 93 |

CONNECTION DIAGRAM

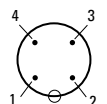


PIN CONNECTION

- 01:
 1 (brown) + VDC
 2 (white) NPN-output
 3 (blue) - GND
 4 (black) PNP-output



- 02:
 1 (brown) + VDC
 2 (white) NPN-output
 3 (blue) - GND
 4 (black) PNP-output



connection
 01: M8 locking device, 4pin
 02: Pigtail 20cm, M12, 4pin

PART DESIGNATION Model - DP/N -

ORDER EXAMPLE **FS160-120-DP/N-01** = standard frame sensor 160mm-120mm - dynamic dark-on /output PNP and NPN - M8, 4pin
 Please do not forget to order the appropriate power supply cable (see accessories).