


RE1005ZZ-XXXXJN-98 Features:

- Wraparound w/ Both Pads Extended Configuration
- Solder Attachment
- Customer Defined Testing Available
- RoHS Compliant or Sn62
- Tape & Reel or Waffle Pack Available (Standard is bulk)
- 5% Resistor Tolerance



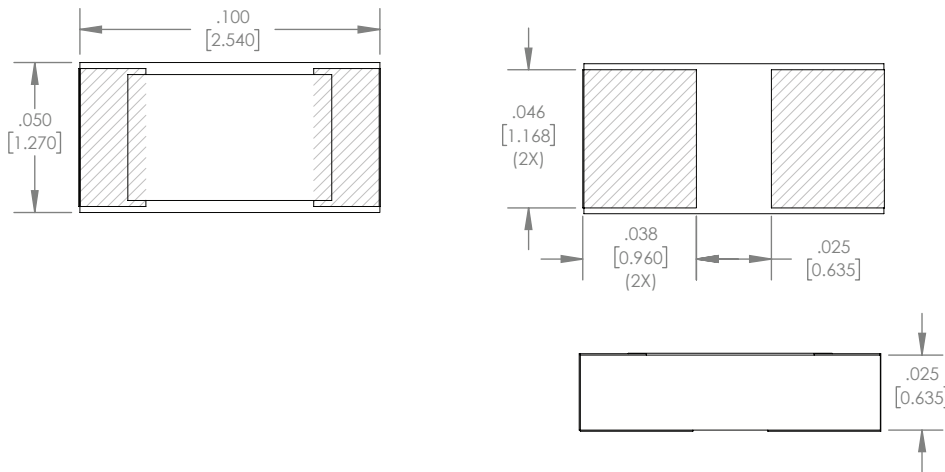
RE1005ZZ-XXXXJN-98 Parameters:

Resistance Range:	0.5Ω - 1MΩ
Rated Power:	8W*
Construction:	Thick Film on BeO
Operating Temperature:	-55 to +150°C

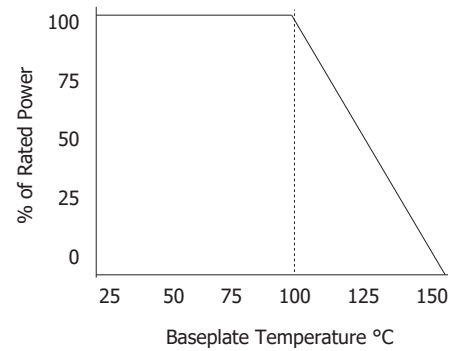
■ Actual Size

* Rating based on ≤100°C constant baseplate temperature

RE1005ZZ-XXXXJN-98 Dimensions:



RE1005ZZ-XXXXJN-98 Power Derating Curve



Dimensions in inches [mm]
Tolerance is ± 0.010 [0.254]
unless otherwise stated

Ordering Information:

RE	1005	ZZ	-	XXXX	J	N	-	98	UU
Prefix for Wraparound Resistor w/ Both Mounting Pads Extended	Size 1005			Value Code 50R0 - 50Ω 1000 - 100Ω 1001 - 1KΩ 1002 - 10KΩ 1003 - 100KΩ 1004 - 1MΩ	Tolerance J - 5%	Normal Inspection Contact factory for additional options		Substrate 98 - 0.025" BeO	Packaging Blank - Bulk TR - Tape and Reel WP - Waffle Pack
Terminal Metallization									
CB -	Sn62 Tin Lead over Nickel over Silver								
CT -	100% Matte Tin over Nickel over Silver								
					RoHS	Magnetic	Solder	Epoxy	Wirebond
					No	Yes	Yes	No	No
					Yes	Yes	Yes	No	No

Barry Industries reserves the right to change part number and/or process without notification.

RE1005ZZ-XXXXJN-98 Reliability Specifications:

Parameter:	Test Condition:	Results:
Short Time Overload	Apply 1.1x Rated Power for 5 Seconds.	≤ 5.0% Resistance Shift
Rated Load Life	Apply 1/2 Power Under 40°C ±2°C 90 Minutes on/ 30 Minutes off. Repeat for 100 hours	≤ 5.0% Resistance Shift
Moisture Resistance	MIL-PRF-55342 para 4.8.9 95% RH, 25°C - 65°C	≤ 5.0% Resistance Shift
Resistance to Soldering Heat	MIL-STD-202 Method 210 and MIL-PRF-55342 Para 4.8.8.1	≤ 5.0% Resistance Shift
Resistance to Bonding Exposure	MIL-PRF-55342 Para 4.8.8.2	≤ 5.0% Resistance Shift
Solderability	MIL-PRF-55342 Para 4.8.12	>95% Covered
High Temperature Storage	125°C ±2°C for 500 Hours	1.) ≤ 5.0% Resistance Shift 2.) No Significant Abnormality (Visual)
Thermal Shock	-65°C to +150°C 30 Minutes Dwell, 5 Cycles	1.) ≤ 5.0% Resistance Shift 2.) No Significant Abnormality (Visual)

Barry Industries reserves the right to change part number and/or process without notification.