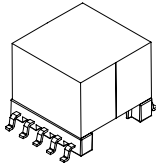


★ For use with Globespan CPE side Application



★ Designed to meet IR 235⁰C peak requirement

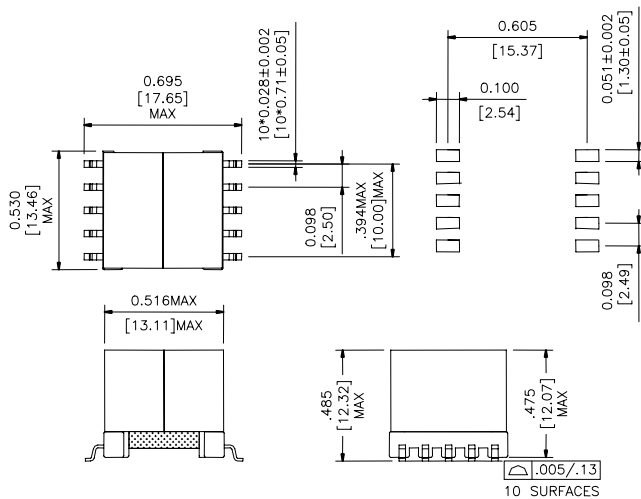
★ Excellent THD performance

★ Small EP13 Package in SMD Type

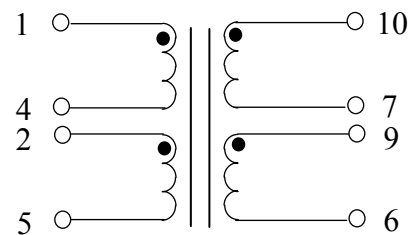
Specifications					
Part Number	Application	Turn Ratio (1%) (1-5):(10-6)	OCL @ 10 KHz, 0.1 V (1-5), 2-4 shorted	Leakage Inductance @ 10 KHz, 0.1 V	Longitudinal Balance (from 30 KHz to 1.1 MHz)
AT0021	CPE	1:1	440uH(±5%)	10uH Max	-45dB Min

Specifications continue				
Part Number	THD	DCR (1-5), 2-4 shorted	Isolation Voltage (Vrms)	Insertion Loss (@ 772 KHz)
AT0021	-85 dB MIN @ 100 KHz	1.75 ohms Max	1500	0.75 dB Max

Dimension



Schematic



AT0021

Data sheet subject to change without notice