

Subminiatur

微型连接器



微型推入锁紧 Micro Push-Pull Subminiature

电缆连接器

- 推入锁紧连接器
- 3 – 8 芯
- 防护等级 IP40
- 焊接接线
- 电缆出口直径 9.5mm

面板安装连接器

- 插入锁紧连接器
- 2 – 8 芯
- 防护等级 IP40
- 焊接接线
- 电缆出口直径 12.6 mm

Cable Connectors

- Push-Pull locking system
- 3 – 5 contacts
- Degree of protection IP40 ¹⁾
- Solder termination
- Diameter 9.5 mm

Panel Mount Connectors

- Push-Pull locking system
- 3 – 5 contacts
- Degree of protection IP40 ¹⁾
- Solder termination
- Diameter 12.6 mm

¹⁾ Erläuterung der Schutzarten siehe technische Informationen. / ¹⁾ Explanation of protection standards see technical information.

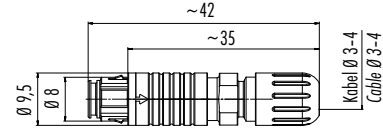
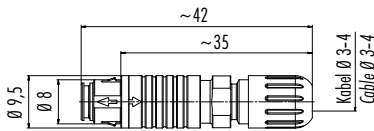
电缆连接器，针
Male cable connector

电缆连接器，孔
Female cable connector

图例 / Figure



尺寸图 / Drawing



订货信息 / Order Data

| 芯数 Contacts | 电缆出口 Cable outlet | 订货号 Ordering-No. |
|----------------|----------------------|---------------------|
| 3 | 3-4 mm | 99 4705 00 03 |
| 4 | 3-4 mm | 99 4709 00 04 |
| 5 | 3-4 mm | 99 4713 00 05 |

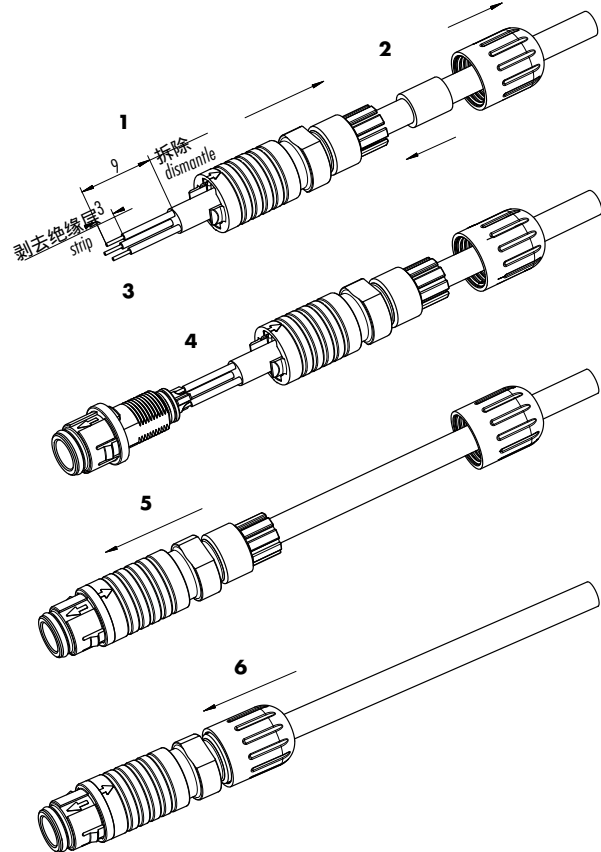
| 芯数 Contacts | 电缆出口 Cable outlet | 订货号 Ordering-No. |
|----------------|----------------------|---------------------|
| 3 | 3-4 mm | 99 4706 00 03 |
| 4 | 3-4 mm | 99 4710 00 04 |
| 5 | 3-4 mm | 99 4714 00 05 |

技术参数 / Specifications

| 芯数 | 3 | 4 | 5 | Number of contacts |
|-------------|--|---|---|--------------------------|
| 锁紧方式 | 推入式 / Micro Push-Pull | | | Connector locking system |
| 接线方式 | 焊接 / solder | | | Termination |
| 导线截面 | max. 0,14 mm ² (max. AWG 26) | | | Wire gauge |
| 电缆出口直径 | 3-4 mm | | | Cable outlet |
| 防护等级 | IP67 | | | Degree of protection |
| 插拔周期 | > 1000插拔周期 / > 1000 mating cycles | | | Mechanical operation |
| 最高工作温度 | + 80 °C | | | Upper temperature |
| 最低工作温度 | - 40 °C | | | Lower temperature |
| 额定电压 | 125 V | | | Rated voltage |
| 额定冲击电压 | 1500 V | | | Rated impulse voltage |
| 污染等级 | 2 | | | Pollution degree |
| 过电压等级 | II | | | Overvoltage categorie |
| 绝缘等级 | II | | | Material group |
| 额定电流 (40°C) | 1 A | | | Rated current (40 °C) |
| 触点电阻 | ≤ 8 mΩ | | | Contact resistance |
| 插针材料 | 针 / pin CuZn (黄铜 / brass), 孔 / socket CuSn (青铜 / bronze) | | | Material of contact |
| 插针表面材料 | Au (金 / gold) | | | Contact plating |
| 插头主体材料 | PA | | | Material of contact body |
| 外壳材料 | PA | | | Material of housing |

组装步骤
Assembly instruction

1. 剥离9mm的导线，去掉护套
2. 在夹紧件上套上密封圈
将夹紧螺丝对准夹紧件
3. 剥去绝缘层 (l = 3mm) 并镀锡处理
4. 将导线焊入导线接口
5. 调整锁紧装置，牢记箭头的方向，向前推并拧紧
6. 前推压紧螺丝，并将其固定
(在安装前先拧紧螺母)

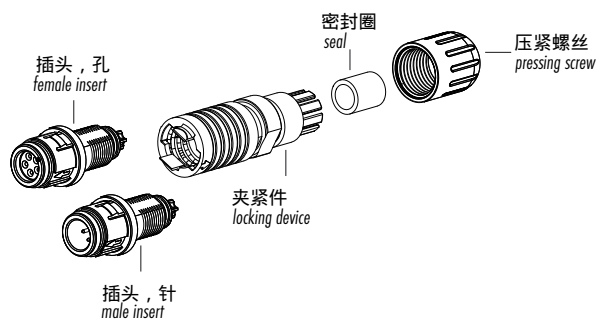


1. Strip to 9mm length and remove cable jacket.
2. Mount sealing ring to clamp device to cable
Bead pressing screw and clamp device.
3. Strip the insulation off the wires (l = 3mm)
and tin them.
4. Solder wires to solder cups.
5. Align locking unit, bear in mind direction of arrow,
push forward and screw tightly.
6. Push pressing screw forward and secure them at flats.

(Before unmounting first open pressing screw.)

部件图
Component part drawing

电缆连接器
Cable connectors



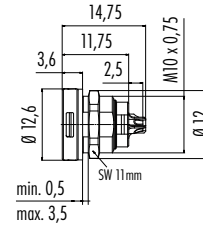
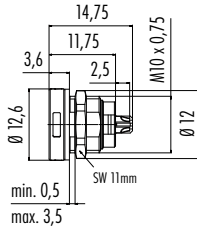
面板安装连接器，针
Male panel mount connector

面板安装连接器，孔
Female panel mount connector

图例 / Figure



尺寸图 / Drawing



订货信息 / Order Data

| 芯数 Contacts | 订货号 Ordering-No. |
|----------------|---------------------|
| 3 | 09 4707 00 03 |
| 4 | 09 4711 00 04 |
| 5 | 09 4715 00 05 |

| 芯数 Contacts | 订货号 Ordering-No. |
|----------------|---------------------|
| 3 | 09 4708 00 03 |
| 4 | 09 4712 00 04 |
| 5 | 09 4716 00 05 |

技术参数 / Specifications

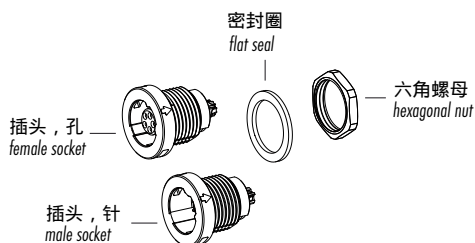
| 芯数 | 3 | 4 | 5 | Number of contacts |
|-------------|--|---|---|--------------------------|
| 锁紧方式 | 推入式 / Micro Push-Pull | | | Connector locking system |
| 接线方式 | 焊接 / solder | | | Termination |
| 导线截面 | max. 0,14 mm ² (max. AWG 26) | | | Wire gauge |
| 电缆出口直径 | — | | | Cable outlet |
| 防护等级 | IP67 | | | Degree of protection |
| 插拔周期 | > 1000 插拔周期 / > 1000 mating cycles | | | Mechanical operation |
| 最高工作温度 | + 80 °C | | | Upper temperature |
| 最低工作温度 | - 40 °C | | | Lower temperature |
| 额定电压 | 125 V | | | Rated voltage |
| 额定冲击电压 | 1500 V | | | Rated impulse voltage |
| 污染等级 | 2 | | | Pollution degree |
| 过电压等级 | II | | | Overvoltage categorie |
| 绝缘等级 | II | | | Material group |
| 额定电流 (40°C) | 1 A | | | Rated current (40 °C) |
| 触点电阻 | ≤ 8 mΩ | | | Contact resistance |
| 插针材料 | 针 / pin CuZn (黄铜 / brass), 孔 / socket CuSn (青铜 / bronze) | | | Material of contact |
| 插针表面材料 | Au (金 / gold) | | | Contact plating |
| 插头主体材料 | PA | | | Material of contact body |
| 外壳材料 | PA | | | Material of housing |

部件图

Component part drawing

面板安装连接器

Panel mount connectors



针位图

Contact arrangements

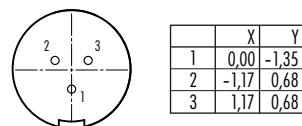
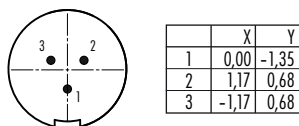
插孔, 针 (接触面)

Male insert (mating side)

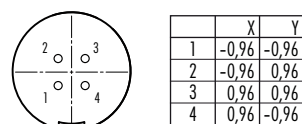
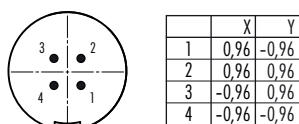
插孔, 孔 (接触面)

Female insert (mating side)

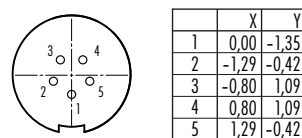
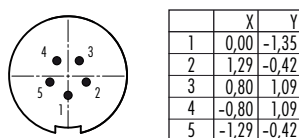
3 芯 3 contacts



4 芯 4 contacts



5 芯 5 contacts



安装截面

Panel cut out

