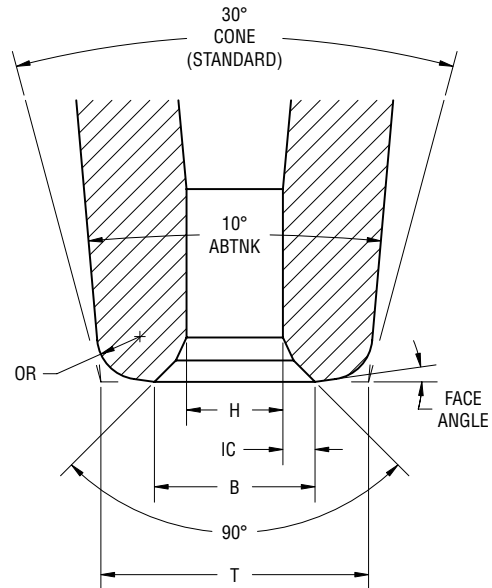
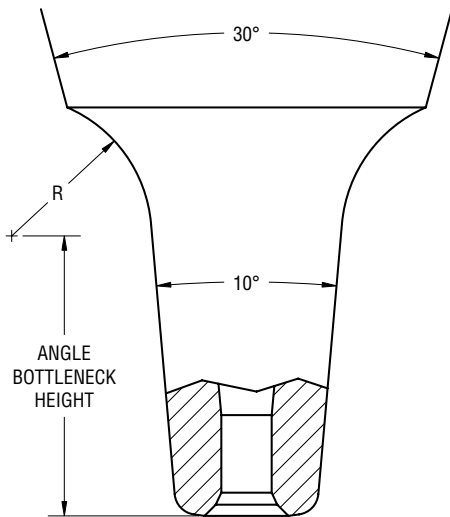



The 1851 angle bottleneck capillary represents Gaiser's answer to fine-pitch and ultra-fine-pitch wire bonding tool design. Our proprietary Process 1800 imparts a mirror smooth finish to the angle bottleneck portion of the capillary. This increases the shear strength and rigidity which results in superior ultrasonic energy transmission and a wider tuning window – ideal for high frequency transducers.

Process 1800 also provides substantially improved dimensional tolerances and improved CPKs.



Specify:
Series - H - Length+Finish - T(IC - Face Angle - OR)Options

Example:
1851-18-437GM-40(3-8D-10)20D-AB10x12
1851-18-437GM-50(4x120D-8D-12)AB10x12
1820-18-437GM-36(4-11D-8)AB10x10
1853-15-375P-32(2-8D-5)20D-AB5x8-CZ1

For 120° IC angle, specify "x120D" in part number. Other angles may be specified.

For single IC angle, specify as "1853" series. Standard angle is 90° unless otherwise specified. See page 56 for more about the "1853" and "1854" series.

Note: For T dimensions less than or equal to 0.0035/89µm, must specify CZ series material.
For T dimensions less than or equal to 0.0029/74µm, contact Gaiser or your representative for part number.
For IC dimensions equal to 0.0015/3.8µm, do not specify with radiused inside chamfer.
For IC dimensions equal to 0.0001/2.5µm, do not specify with radiused inside chamfer and must have polished tip finish.
If a radiused inside chamfer is desired in a 120° IC, use the 1820 series.
For the 1853 series, a radiused inside chamfer is not available, see page 56.