



SOIC ADAPTER ASSEMBLING


Cut the 40 pin connector in 2 pieces, of 4 pin each, and insert them in the breadboard.



Insert now the adapter and solder the eight pins.

This method, ensure the connectors will be parallel and the pins after soldering, will be in the right position.

<http://www.breadboard-adapters.com/>



<http://www.breadboard-adapters.com/>