

Tech Note 100713_02

Date: October 7, 2013

Subject: Bluetooth Module Installation

Product: Relay Panel (RP) and Retrofit Interior (RI).

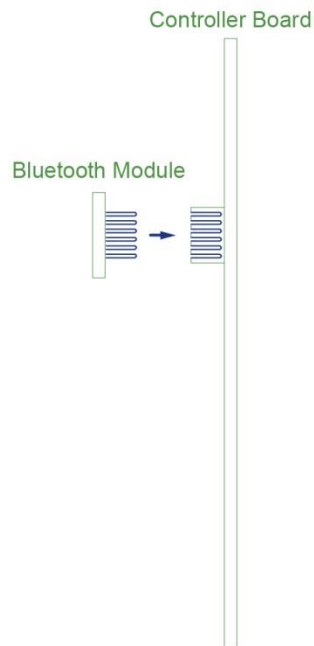
Note: Recommended Installation Procedure

1. Disconnect 24VAC from the Controller Board.
2. Insert Bluetooth Module into the Bluetooth Port on the Controller Board.
 - a. Verify the 12 pins on the Bluetooth Module are seated properly.

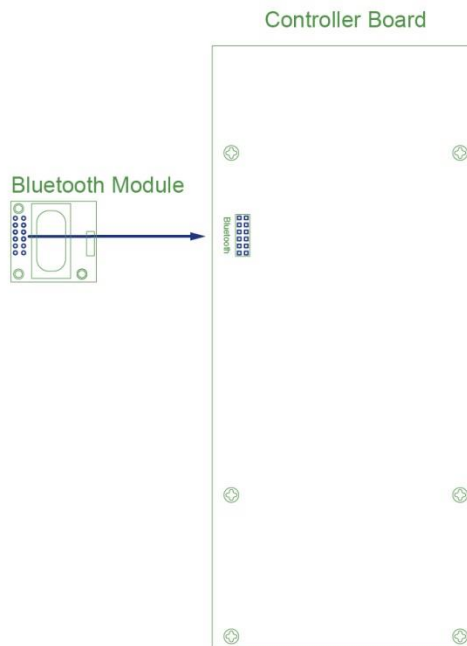
Caution: Incorrect pin alignment may damage the Controller Board

 - b. Check for correct orientation of the Bluetooth Module.
3. Apply 24VAC to the Controller Board.


Side



Front



Front Installed



Bottom

