



## Label printer *eOS* series

Made in Germany

# Overview types label printer EOS

## One concept - two sizes

The new EOS series combines all the functions of a solid label printer with the highest ease of operation.



**EOS 1** the compact for small work space. For label rolls up to 155 mm diameter.

1.1	Label printer	EOS1	
	Print resolution dpi	203	300
	Print width up to mm	108	105.7
	Print speed up to mm/s	125	125
	Label roll Ø up to mm	155	155
	Power supply	100 - 240 VAC 50/60 Hz	



**EOS 4** for label rolls up to 210 mm diameter. Further technical data are identical with EOS1.

1.2	Label printer	EOS4	
	Print resolution dpi	203	300
	Print width up to mm	108	105.7
	Print speed up to mm/s	125	125
	Label roll Ø up to mm	210	210
	Power supply	100 - 240 VAC 50/60 Hz	

## Mobile printing

In production, warehousing or agriculture, wherever labels are required and there is no access to a power source. An input voltage of 24 V enables the printer to be power supplied with any powerful rechargeable battery.

cab offers a battery pack optimized for EOS as an option. The EOS battery pack 2 allows the printing of more than 500 labels per charge for a label size of 100 x 68 mm at colour coverage of 15%. With battery pack 4 the capacity is doubled.



Standard delivery without EOS battery pack

**EOS 1 mobile** with 24 V power supply. For label rolls up to 155 mm diameter.

1.3	Label printer	EOS1 mobile	
	Print resolution dpi	300*	
	Print width up to mm	105.7	
	Print speed up to mm/s	125	
	Label roll Ø up to mm	155	
	Power supply	16.5 - 25 VDC	



**EOS 4 mobile** for label rolls up to 210 mm diameter. All further technical data are identical with EOS1 mobile.

1.4	Label printer	EOS4 mobile	
	Print resolution dpi	300*	
	Print width up to mm	105.7	
	Print speed up to mm/s	125	
	Label roll Ø up to mm	210	
	Power supply	16.5 - 25 VDC	

\*203 dpi on request

# Common details



- 1 Touchscreen – LCD display**  
Clearly designed for highest ease of use.
- 2 USB interfaces**  
2 USB interfaces on the operation panel, 1 USB interface on the back for memory stick, service key, WLAN, bluetooth, keyboard and scanner.
- 3 Roll holder**  
The label roll is inserted and centered automatically when Margin Stop is pressed on and locked.
- 4 Ribbon retainer**  
The stop is adjustable to the foil width.
- 5 Gap or reflective sensor**  
The sensor position is adjustable by the red knob via a spindle. The set position is displayed with a LED.
- 6 Label guide**  
The guides are adjusted to the material width with a knob.

- 7 Printhead 203 or 300 dpi**  
The printhead can be easily removed by hand for cleaning or replacement.



- 8 Drive roller**  
It can be removed for cleaning or replacement without tools. As small labels may cause friction between printhead and print roller it is recommended to use in this case narrow print rollers with a width of 25, respectively 50 mm ensuring a better print image and extending the life of the printhead.



# Technical data

■ Standard    □ Option

		1.1	1.2	1.3	1.4	
<b>Label printer</b>		<b>EOS1</b>	<b>EOS4</b>	<b>EOS1 mobile</b>	<b>EOS4 mobile</b>	
<b>Print head</b>						
Print method		Thermal transfer/Thermal direct				
Print resolution	dpi	203	300	300	300	
Print width up to	mm	108	105.7	105.7	105.7	
Print speed	mm/s	30, 40, 50, 75, 100, 125				
<b>Material<sup>1)</sup></b>						
Labels – continuous material		Paper, cardboard, textile, plastics such as PET, PE, PP, PVC, PU, acrylate, PI				
	on rolls	■	■	■	■	
	fanfolded	□	□	—	—	
Thickness mm / Weight g/m <sup>2</sup>		0.055–0.7 / 60–240				
Width	Labels	single lane: 10–116, multi lane: 5–116				
	Liner	25–120				
	continuous material	5–120				
	flat pressed tubes	5 - 85				
Label height	without back-feed	5 - 1000				
Media roll	Outside diameter up to	152	203	152	203	
	Core diameter	38–76				
	Winding	Outside or inside, when cutting preferably outside				
<b>Ribbon</b>						
Ink		Outside or inside				
Roll diameter up to	mm	72				
Core diameter	mm	25.4				
Ribbon length up to	m	360				
Width	mm	50–114				
<b>Dimensions printer</b>						
Height x Depth x Width		mm	189 x 322 x 253	245 x 412 x 264	189 x 322 x 253	245 x 412 x 264
Weight		kg	4	5	4	5
<b>Label sensor</b>						
Gap sensor		For leading edge or punching marks and end of material				
Reflective sensor from the bottom		For print marks				
Distance from the center to the left	mm	0 - 58				
<b>Electronics</b>						
Processor High Speed 32 Bit clock rate MHz		400				
RAM MB		64				
Memory IFFS MB Flash		16				
Battery buffer for real time clock , printout of time and date, data storage on shut-down		■				
Warning signal: acoustic signal in case of error		■				
<b>Interfaces</b>						
USB 2.0 full speed device for PC connection		■				
Ethernet 10/100 Base T, LPD, RawIP-Printing, ftp-Printing, DHCP, HTTP, FTP, SMTP, SNMP, TIME, Zeroconf, mDNS, SOAP		■				
Periphery connection		■				
2 x USB Host on operation panel, connection up to 100 mA for memory stick, service key, WLAN or bluetooth		■				
1 x USB Host on the back, connection up to 500 mA for keyboard, scanner, WLAN or bluetooth		■				
<b>Operation panel</b>						
Display		Touchscreen 160 x 255 pixel with back light				
Screen diagonals	mm	96				
<b>Operating data</b>						
Power supply		100–240 VAC, 50/60 Hz		16,5–25 VDC		
Power consumption		Energy saving mode 1,8 W/typical 45 W/max. 100 W				
Temperature/humidity	Operation:	+ 5 - 40°C / 10 - 85% not condensing				
	Stock:	+ 0 - 60°C / 20 - 80% not condensing				
	Transport:	– 25 - 60°C / 20 - 80% not condensing				
Approvals		CE, FCC class A, CB, CCC, UL				

<sup>1)</sup> All materials are approximate values. Small labels, very thin, narrow, thick or stiff materials as well as labels with strong adhesives need to be tested first.

Settings		
	Digital or analog clock System settings Print parameters 25 language settings	Time Date Interfaces Security
On the display		
	Data reception WLAN field strength Ethernet state Temperature printhead Cutter	Clock Date sheet Bluetooth Ribbon capacity
Monitoring		
Stop printing if	End of ribbon End of labels Printhead open Final position of cutter not reached cutter pivoted	
Test routines		
System diagnosis	When switched on incl. printhead testing	
Short status, status print	Font list, device list, WLAN status, profile of label, monitor mode, PPP status	
Status reports	Printout informing about settings and print length counter, runtime counter. Status request via software commands. Status messages on the display such as network error – no link, barcode error, etc.	
Fonts		
Font types	5 Bitmap fonts incl. OCR-A, OCR-B and 3 Vector fonts Swiss 721, Swiss 721 Bold and Monospace 821 available internally, loadable TrueType fonts. Thai and Chinese (simplified Chinese)	
Character sets	Windows 1250 up to 1257, DOS 437, 737, 775, 850, 852, 857, 862, 864, 866, 869, EBC DIC 500, ISO 8859-1 to -10 and -13 up to -16, WinOEM 720, UTF-8, Macintosh Roman, DEC MCS, KOI8-R. All West and East European Latin, Cyrillic, Greek, Hebrew, Arabic, Thai and Simplified Chinese characters are supported.	
Bitmap fonts	Size of width and height 1–3 mm, Zoom 2–10 Orientation 0°, 90°, 180°, 270°	
TrueType fonts	Size of width and height 0.9–128 mm, continuous zoom, orientation 360° in steps of 1°	
Font formats	Bold, italic, underlined, outline, negative, depending on character fonts	
Font width	Variable	

Graphics		
Graphic elements	Line, arrow, box, circle, ellipse, filled and filled with fading	
Graphic formats	PCX, IMG, BMP, TIF, MAC, GIF, PNG	
Barcodes		
Linear barcodes	Code 39, Code 93 Code 39 Full ASCII Code 128 A, B, C EAN 8, 13 EAN/UCC 128 EAN/UPC Appendix 2 EAN/UPC Appendix 5 FIM HIBC UPC A, E, E0	Interleaved 2/5 Ident- and lead code of Deutsche Post AG Codabar JAN 8, 13 MSI Plessey Postnet RSS 14
2D codes	Aztec, Codablock F, Data Matrix, PDF 417, Micro PDF 417, UPS Maxicode, QR-Code, RSS 14 truncated, limited, stacked and stacked omnidirectional, EAN-Datamatrix, GS1 Data Bar	
	All codes variable in height, module width and ratio. Orientation 0°, 90°, 180°, 270°. Optionally with check digit, printed characters and start/stop code, depending on code type.	

Software			
Programming	J-Script direct programming Direct programming with ZPL abc Basic Compiler Database Connector SAP Replace method		■ ■ ■ ■ ■
Monitoring/administration	Printer monitoring with Intra- and Internet with web interface		■
Label software	cablabel® S3 Lite cablabel® S3 Viewer cablabel® S3 Pro cablabel® S3 Print		■ ■ □ □
Windows driver 32/64 bit certified for	Windows Vista Server 2003 Windows 7 Server 2008 Windows 8 Server 2008 R2 Windows 8.1 Server 2012 Windows 10 Server 2012 R2		■
Mac driver	OS X printer driver starting with Version 10.6		■
Linux driver	CUPS-based starting with Version 1.2		■
Stand alone mode			■

## Stand-alone operation

### Printing without PC

Stand-alone operation is the ability to print labels even if the printer is not connected to the host system. The label layout is designed with the label software cablabel S3 or direct programming via PC. Label formats, fonts, font-, text- and graphics data as well as data base contents are saved on the USB stick or read on the internal data memory IFFS. Only variable data to be printed is sent to the printer via keyboard or scanner.











## Accessories – overview

Extras		1.1	1.2	1.3	1.4
		EOS1	EOS4	EOS1 mobile	EOS4 mobile
2.1	Print roller DR4-25	<input type="checkbox"/>	<input type="checkbox"/>	<input type="checkbox"/>	<input type="checkbox"/>
	Print roller DR4-50	<input type="checkbox"/>	<input type="checkbox"/>	<input type="checkbox"/>	<input type="checkbox"/>
2.2	Standard keyboard German	<input type="checkbox"/>	<input type="checkbox"/>	<input type="checkbox"/>	<input type="checkbox"/>
2.3	USB Memory stick	<input type="checkbox"/>	<input type="checkbox"/>	<input type="checkbox"/>	<input type="checkbox"/>
2.4	WLAN USB stick	<input type="checkbox"/>	<input type="checkbox"/>	<input type="checkbox"/>	<input type="checkbox"/>
2.5	Nano Bluetooth USB adapter	<input type="checkbox"/>	<input type="checkbox"/>	<input type="checkbox"/>	<input type="checkbox"/>
2.6	Label selection – I/O box	<input type="checkbox"/>	<input type="checkbox"/>	<input type="checkbox"/>	<input type="checkbox"/>
2.7	Patch cable CAT5e	<input type="checkbox"/>	<input type="checkbox"/>	<input type="checkbox"/>	<input type="checkbox"/>
2.8	Cutter	<input type="checkbox"/>	<input type="checkbox"/>	<input type="checkbox"/>	<input type="checkbox"/>
2.9	External unwinder	<input type="checkbox"/>	<input type="checkbox"/>	<input type="checkbox"/> *	<input type="checkbox"/> *
2.10	Brake for fanfold labels	<input type="checkbox"/>	<input type="checkbox"/>	<input type="checkbox"/> *	<input type="checkbox"/> *
2.11	Battery pack	—	—	<input type="checkbox"/>	<input type="checkbox"/>
Software					
11.4	Database Connector	<input checked="" type="checkbox"/>	<input checked="" type="checkbox"/>	<input checked="" type="checkbox"/>	<input checked="" type="checkbox"/>
11.7	cablabel® S3	Lite	<input checked="" type="checkbox"/>	<input checked="" type="checkbox"/>	<input checked="" type="checkbox"/>
		Pro	<input type="checkbox"/>	<input type="checkbox"/>	<input type="checkbox"/>
		Print	<input type="checkbox"/>	<input type="checkbox"/>	<input type="checkbox"/>
11.10	Programming manual	<input type="checkbox"/>	<input type="checkbox"/>	<input type="checkbox"/>	<input type="checkbox"/>

■ Standard

□ Option

\* not with battery pack

Extras	Product
2.1 	<b>Print roller DR4-25</b> For small and thin materials up to a width of 25 mm.
	<b>Print roller DR4-50</b> For very thin materials from a width of 20 up to 50 mm.
2.2 	<b>Standard keyboard</b> for data input in stand-alone operation Connection: USB, no. of keys: 115, German keyboard
2.3 	<b>USB Memory stick</b> for data input
2.4 	<b>WLAN USB stick</b> for data input / 54 Mbps
2.5 	<b>Nano Bluetooth USB adapter V2.1</b> for data input
2.6 	<b>Label selection – I/O box</b> From a higher-level control, like a PLC, up to 16 different labels can be selected from the memory card. The I/O box via abc programming enables to realize easy PLC programming with four in- and outputs each.
2.7 	<b>Patch cable CAT5e</b> 3 m, grey

# Accessories

2.8



## Cutter

The cutter is used to cut all printable materials.

Cutter	
Cutting height from mm	10
Cuts/min. up to	200
Winding	preferably outside
Monitoring	cutter pivoted, final position not reached

2.9



## External unwinder

When feeding, the material rolls are automatically centre-aligned. The external unwinder can not be installed with EOS mobile.

External unwinder	
Roll diameter up to	390 mm
Core diameter starting with	38 mm
Winding	outside or inside
Roll weight max.	4 kg

2.10



## Brake for fanfold labels

The brake is used to tightly guide and precisely print fanfold material

The brake for fanfold labels can not be installed with EOS mobile.

2.11



## Battery Pack with integrated charger

The battery pack is installed underneath the EOS mobile. Data input is made in the stand-alone operation. Data transfer is made via WLAN or Bluetooth.

For EOS mobile	Battery Pack 2	Battery Pack 4
Nominal voltage	18 V	
Capacity / power	2,1 Ah / 36 Wh	4,2 Ah / 72 Wh
Print capacity	for labels 110 x 68 mm / 15% colour coverage	
continuously	up to 5.000 labels	up to 10.000 labels
1 label per minute	up to 500 labels/8 h	up to 1.000 labels/16 h
Charging time max.	2 h	4 h
Charging voltage	100 -240 VAC 50/60 Hz	

# Label software cablabel® S3

11.7



In cablabel® S3 cab concentrates label design, print control and monitoring of all cab marking systems and synchronizes the development of devices and software.

## Highlights

cablabel® S3 opens full potential of cab devices like no other available software does: the software provides JScript instruction set to the full extend. The Pro product imports already existing JScript files, so you can switch over to the new software without wasting time. With the new layer technology the user designs a label with the data for all established devices and resolutions. The intelligent print control evaluates onto which device and with which resolution the label has to be printed and sends adequate data. This reduces possible sources of error.

Simultaneously cablabel® S3 maximizes the integration database connections via Database Connector. After designing, the software provides all files that are stored within the printer for data base connections. And, if you want your marking system to print independently from a host system in the stand alone mode, cablabel® S3 supports this in the same way. Additionally, the software creates interfaces that are easy to handle for the connection to SAP or other devices like SPC, scales or bar code tester.

## Products

Companies structure label printing differently. For example, creation and production are executed by different employees. To adopt the software package to your company cab offers different products.

cablabel® S3 Lite is delivered free of costs with every cab printer and allows you to create and print labels.

With cost-saving cablabel® S3 Pro you create label designs for professional technical solutions.

cablabel® S3 Viewer shows the preview of a label in the Windows Explorer and is delivered free of costs with every cab-label® S3. The Viewer may support you for example in approval processes or supplier requirements.

cablabel® S3 Print is provided for users in production or warehousing. The user interface is simplified and makes only those functions available which are required for label printing.

Other products like cablabel® S3 Pro Laser, Print Laser und Print Server are in preparation.



# Integration



No printer is isolated – in a productive environment it is connected to other equipment or networks for control and monitoring. cab offers various possibilities to integrate the printer into your environment.

## Control

Every cab printer can be directly coded with the simple programming language *JScript* and an extensive instruction set. Alternatively, direct programming with ZPL is possible. The label software *cablabel® S3* supports optimally *JScript*, but a *JScript* program may also be created with any text editor.

As an integrated element of the firmware, the *abc Basic compiler* enables the printer to process data via BASIC programming before it is sent for print editing. That way, you replace external printer languages or integrate data from other systems, e.g. scale or a PLC.

**11.4** In the stand-alone mode with additional network connection, the *Database Connector* enables printers to access data directly from a central ODBC-, OLEDB compatible database and to print it as a label.

In cooperation with SAP\* cab developed the so-called *replace method* to control cab printers quickly and easily from SAPScript using SAP R/3. Using the replace method the host computer only sends the *JScript* variable, respectively changed data to the printer. As a Silver Level partner in SAP's Printer Vendor Program, cab has access to the SAP development area for optimum printer support in SAP environments.

**11.10** The *Programmer's guide* explains and describes commands for different printer models via direct programming with *JScript* and *abc* and additionally the connection of the printer to databases via *Database Connector*.





For the printer control via PC accredited drivers are available for established Windows operating systems and additionally CUPS-based drivers for Mac OS X and Linux. The drivers ensure optimal stability on your operating system.




















## Monitoring

Using standard programs such as the web browser or FTP clients, the integrated HTTP and FTP server enables print monitoring, configuration, firmware updates and memory card administration. Status, warning and error messages are sent to administrators or users as e-mails or SNMP datagrams via SNMP and SMTP clients. A time server is used to synchronize time and date.

\* SAP and all SAP logos are trademarks or registered trademarks of SAP SE in Germany and in several other countries.

# Delivery program

	Part no.	Hardware	dpi
1.1	 <b>5965101</b> <b>5965102</b>	<b>EOS1</b> with tear-off edge Label printer EOS1/200 Label printer EOS1/300	
1.2	 <b>5965103</b> <b>5965104</b>	<b>EOS4</b> with tear-off edge Label printer EOS4/200 Label printer EOS4/300	
1.3	 <b>5965102.600</b>	<b>EOS1 mobile</b> with tear-off edge Label printer EOS1 mobile/300	
1.4	 <b>5965104.600</b>	<b>EOS4 mobile</b> with tear-off edge Label printer EOS4 mobile/300	
<b>Scope of delivery</b>			
Label printer, Power cable type E+F, length 1.8 m, Connecting cable USB, length 1.8 m, Operating manual de/en  <b>DVD:</b> Operating manual 22 languages, Configuration manual de/en/fr, Service manual / Spare parts de/en, Programming manual en, Windows printer driver 32/64 bit in 19 languages for  Windows Vista      Server 2003 Windows 7            Server 2008 Windows 8            Server 2008 R2 Windows 8.1        Server 2012 Windows 10          Server 2012 R2  Label software cablabel® S3 Lite and Viewer			

	Part no.	Spare parts
	 <b>5966096.001</b> <b>5965580.001</b>	Printhead 203 Printhead 300
	 <b>5965488.001</b>	Print roller DR4
<b>Part no.</b>		<b>Accessories</b>
2.1	 <b>5966218.001</b>  <b>5966219.001</b>	Print roller DR4-25 Print roller DR4-50
2.2	 <b>5901626</b>	Standard keyboard USB German
2.3	 <b>5906179</b>	USB Memory stick
2.4	 <b>5906225</b>	WLAN USB stick 54 Mbps
2.5	 <b>5906226</b>	Nano Bluetooth USB Adapter V2.1
2.6	 <b>5954191</b>	Label selection – I/O box
2.7	 <b>5918008</b>	Patch cable CAT 5e, 3 m, grey
2.8	 <b>5965520</b>  <b>5966730</b>	Cutter EOS1 Cutter EOS4
2.9	 <b>5965586</b>	External unwinder EOS
2.10	 <b>5953753</b>	Brake for fanfold labels EOS
2.11	 <b>5542640</b>  <b>5542660</b>  <b>5542605</b>  <b>5542615</b>	Battery pack 2 EOS1 Battery pack 2 EOS4 Battery pack 4 EOS1 Battery pack 4 EOS4
<b>Part no.</b>		<b>Software</b>
11.9	 <b>5588000</b>  <b>5588001</b> <b>5588100</b> <b>5588101</b> <b>5588150</b> <b>5588151</b> <b>5588152</b>  <b>5588002</b> <b>5588105</b> <b>5588106</b> <b>5588155</b> <b>5588156</b> <b>5588157</b>	Label software cablabel® S3 Lite  cablabel® S3 Pro 1 WS cablabel® S3 Pro 5 WS cablabel® S3 Pro 10 WS cablabel® S3 Pro 1 add. licence cablabel® S3 Pro 4 add. licences cablabel® S3 Pro 9 add. licences  cablabel® S3 Print 1 WS cablabel® S3 Print 5 WS cablabel® S3 Print 10 WS cablabel® S3 Print 1 add. licence cablabel® S3 Print 4 add. licences cablabel® S3 Print 9 add. licences
11.10	<b>9008486</b>	In preparation cablabel® S3 Print Server Programming manual English, as printed copy



For videos, upcoming trade shows, documentation and software please refer to [www.cab.de/en/eos](http://www.cab.de/en/eos)

# Product overview

Label printers MACH1/2  
in the lower price segment



Label printers MACH4  
where little space is available



Label printers EOS1  
desktop device for label rolls  
up to diameter 155 mm



Label printers EOS4  
desktop device for label rolls  
up to diameter 210 mm



Label printers A2+  
industrial device  
up to print width 57 mm



Label printers SQUIX  
industrial device  
up to print width 108 mm



Label printers A6+  
industrial device  
up to print width 168 mm



Label printers A8+  
industrial device  
up to print width 216 mm



Label printers XD4T  
for double-sided printing



Label printers XC  
for two-color printing



Print and apply systems Hermes+  
for automation



Print and apply systems Hermes C  
for two-color printing and applying



Print modules PX  
to be integrated  
in automatic labeling systems



Labels  
of more than 400 materials



Ribbons  
in wax, resin and resin/wax qualities



Label software cablabel S3  
Design, print, monitoring



Label dispensers HS/VS  
for horizontal or  
vertical dispensing



Labeling heads IXOR  
to be integrated  
in labeling machines




Marking lasers FL+  
with output powers 10 to 50 watt



Laser marking systems  
for industrial solutions



 Headquarters and fabrication in Germany

 to  International subsidiaries

There are further 820 distribution partners in more than 80 countries.



## Europe

### Germany

cab Produkttechnik GmbH & Co KG  
Wilhelm-Schickard-Str. 14  
76131 Karlsruhe  
phone +49 721 6626 0  
fax +49 721 6626 129  
[info@cab.de](mailto:info@cab.de)  
[www.cab.de](http://www.cab.de)

### France

cab Technologies S.à.r.l.  
2a Rue de la Moder  
Z.A. Nord du Val de Moder  
67350 Niedermodern  
phone +33 388 722501  
fax +33 388 722502  
[info.fr@cab.de](mailto:info.fr@cab.de)  
[www.cab.de/fr](http://www.cab.de/fr)

## America

### USA

cab Technology, Inc.  
87 Progress Avenue Unit 1  
Tyngsboro, MA 01879  
phone +1 978 649 0293  
fax +1 978 649 0294  
[info.us@cab.de](mailto:info.us@cab.de)  
[www.cab.de/us](http://www.cab.de/us)

### Latin America

Alejandro Balmaceda  
Hacienda Jurica Pte 1615  
Colonial de Valle  
32553 Juárez, Mexico  
phone +52 656 682 4301  
[a.balmaceda@cab.de](mailto:a.balmaceda@cab.de)  
[www.cab.de/es](http://www.cab.de/es)

## Asia

### Taiwan

cab Technology Co., Ltd.  
希愛比科技股份有限公司  
16F-1, No. 700, Jhong Jheng Rd  
Junghe, Taipei 23552  
phone +886 (02) 8227 3966  
fax +886 (02) 8227 3566  
[info.asia@cab.de](mailto:info.asia@cab.de)  
[www.cab.de/tw](http://www.cab.de/tw)

### China

cab (Shanghai) Trading Co., Ltd.  
铠博(上海)贸易有限公司  
A507, No. 268, Tong Xie Rd  
Shanghai 200335  
phone +86 (021) 6236 3161  
fax +86 (021) 6236 3162  
[info.cn@cab.de](mailto:info.cn@cab.de)  
[www.cab.de/cn](http://www.cab.de/cn)

cab (Shanghai) Trading Co., Ltd.  
铠博(上海)贸易有限公司  
Room 39, 10F, 8 Lin He Zhong Rd  
Tian He District, Guangzhou 510610  
phone +86 (020) 2831 7358  
[info.cn@cab.de](mailto:info.cn@cab.de)  
[www.cab.de/cn](http://www.cab.de/cn)

## Africa

### South Africa

cab Technology (Pty) Ltd.  
14 Republic Street  
Bordeaux  
2125 Randburg  
phone +27 11 886 3580  
fax +27 11 789 3913  
[info.za@cab.de](mailto:info.za@cab.de)  
[www.cab.de/za](http://www.cab.de/za)