







MILITARY

COTS Switches & Circuit Breakers



SELECTOR GUIDE

CIRCUIT PROTECTION

	 <i>MS-Series</i>	 <i>A-Series</i>	 <i>B-Series</i>	 <i>C-Series</i>	 <i>E-Series</i>	 <i>F-Series</i>
Number of Poles	1-3	1-6 (handle) 1-3 (rocker & metal toggle)	1-6	1-6 (handle) 1-3 (rocker & metal toggle)	1-6	1-3
Actuator Style	sealed metal, toggle	sealed metal toggle, handle, rocker, paddle	handle, rocker	sealed metal toggle, handle, rocker	handle	handle
Available Delays	DC: instantaneous, short & medium	AC, DC, AC/DC: instantaneous, ultrashort, short, medium & long AC, DC: high inrush-short, medium & long	AC, DC, AC/DC: instantaneous, ultrashort, short, medium & long AC, DC: high inrush-short, medium & long	AC, DC, AC/DC: instant, ultrashort, short, medium & long AC, DC: high inrush-short, medium & long	AC, DC, AC/DC: instant, short, medium & long AC, DC, AC/DC: high inrush-short, medium & long	AC, DC: short, medium & long
Max Current & Voltage Ratings	0.2-30A@65VDC 240VAC, 120/240VAC	0.02-30A@277VAC, 80VDC 31.0-50A@125/250VAC, 65VDC	0.02-30A@277VAC, 80VDC 02-30A@125/250VAC, 65VDC	UL Listed: 0.02-250A@80VDC 0.1-100A@125VDC 0.02-70A@120VAC 0.02-20A@240VAC UL Recognized: 0.02-30A@480WYE/277VAC 2 Pole, 1Ø; 3 Pole, 3Ø 0.02-50A@277VAC 0.02-100A@250VAC, 80VDC 0.02-100A@120V/ 240VAC, 65VDC	UL Listed 0.02-100A@240VAC, 80VDC, 125VDC UL Recognized 0.02-100A@277VAC, 160VDC, 1 pole 0.02-100A@600VAC, 2 Pole 1Ø, 3 pole 3Ø 0.02-120A@125VDC, 1 pole	UL489 Listed: 50-250A@125VDC 100-250A@120/240VAC 100-250A@277VAC 100-250A@208Y/120, 3ØVAC UL489A Listed 250-700A@125VDC
Max Interrupting Capacity	3000A, U1@65VDC 2000A, U1@240VAC 2000A, U1@120/240VAC	7500A@80VDC, UL only 3000A@120/250VAC, UL only 5000A@277VAC, with fuse backup	7500A@80 VDC, UL only 3000A@125/250VAC, UL only 5000A@277VAC, with fuse backup	UL Listed: 50000A@80VDC, 1P only 10000A@120VAC 5000A@125VDC/240VAC UL Recognized: 7500A@80VDC 3000A@125/250VAC, UL only 5000A@250VAC listed construction 5000A@480WYE/277VAC with fuse backup	UL Listed 50000A@80VDC 10000A@125VDC & 240VAC-5KA UL Recognized 5000A@125VDC 5000A@600VAC, without fuse backup 10000A@600VAC, with fuse backup	50000A@125VDC 10000A@120/240, 277, 208Y/120VAC
Auxiliary Switch Rating	5A@125VAC 3A@32VDC .1A@125VAC, 32VDC	10.1A@125VAC 0.1A@125VAC (gold contacts) 0.5A@65VDC 0.1A@80VDC	10.1A@125VAC 0.1A@125VAC (gold contacts) 0.5A@65VDC 0.1A@80VDC	10.1A@250VAC 0.1A@125VAC (gold contacts) 0.5A@80VDC	10.1A@250VAC 1.0A@65VDC 0.1A@80VDC	10.1A@250VAC 0.5A@65VDC 0.1A@80VDC
Available Circuits	series and switch only	series, shunt, relay, switch only, series with remote shutdown, relay & shunt trip dual coil	series, shunt, relay, switch only, series with remote shutdown, relay & shunt trip dual coil, mid-trip with alarm switch	series, shunt, relay, switch only, series with remote shutdown, relay & shunt trip dual coil, mid-trip with alarm switch	series, shunt, relay, switch only, series with remote shutdown	series & switch only with or without metering shunt
Terminal Options	.250" QC tabs 8-32 screw & solder type	.250" QC tabs 8-32 & 10-32 screw (& metric), PCB	.250" QC tabs, 8-32 & 10-32 screw (& metric), PCB	10-32 stud, 1/4-20 stud, 10-32 screw with saddle clamp, 7/16 clip & push-In	10-32 stud, 1/4-20 stud, 0-32 screw, 1/4-20 screw, box wire connector	3/8-16 stud, 3/8-16 screw & box wire connector
Mounting Method	front panel	threaded inserts: front panel snap-in	threaded inserts: front panel snap-in	threaded inserts	rear or front panel	rear or front panel
Agency Approvals	UL 1077, cUL	UL, CSA, VDE, TUV (rocker), UL1500, UL489A	UL, CSA, VDE, TUV (rocker), UL1500, UL489, UL489A	UL, CSA, VDE, TUV, UL1500, UL489, UL489A	UL, CSA, VDE, UL1500, UL489	cUL, TUV, UL489, UL489A

*Options and approvals shown may apply to specific construction combinations only, consult factory for clarification.
 Manufacturer reserves the right to change product specifications without prior notice.

SEALED SWITCHES & CONTROLS

	 <i>V-Series</i>	 <i>V-Series Rotary</i>	 <i>V-Charger</i>	 <i>W-Series</i>	 <i>L-Series</i>
Poles	1, 2	1, 2	1	1, 2	1, 2
Ratings	up to 15A 24VDC 15A 125VAC 10A 250VAC	up to 15A 24VDC 20A 12VDC	12V/24V DC	up to 10A 24VDC	up to 15A 125VAC 10A 250VAC 20A 18VDC
Actuator	rocker, paddle, locking rocker	ergonomic knob	sealed spring-loaded access doors	bezel-less rocker, paddle & locking rocker	rocker, paddle, locking rocker
Mounting Hole Specifications	.830" x 1.450" [21.08mm x 36.83mm] snap-in mount	.830" x 1.450" [21.08mm x 36.83mm] snap-in mount	.830" x 1.450" [21.08mm x 36.83mm] snap-in mount	.830" x 1.450" [21.08mm x 36.83mm] snap-in mount	.867" x 1.734" [22mm x 44mm] snap-in mount
Termination	.250 tabs solder lug wire leads	solder lugs .250 tabs wire leads	.250 tabs	.110 tabs	.187 tab .250 tabs
Sealing	IP66 above panel	IP67 above panel	IP64 above panel	IP68 above and below panel, fully submersible	IP67 above panel
Illumination	incandescent, LED, neon	incandescent, LED	LED	LED	incandescent, LED
Approvals	UL, CSA, VDE	pending	n/a	n/a	n/a

TOGGLES SWITCHES

	 <i>ST-Series</i>	 <i>F-Series</i>	 <i>G-Series</i>	 <i>DK / EK-Series</i>	 <i>BD-Series</i>
Poles	1, 2	1	1, 2	1, 2	1
Ratings	16A 12V 16A 18V 14A 24V 15A 125VAC 10A 250VAC	up to 20A 125VAC 20A 277VAC 2 HP 250VAC	up to 20A 125VAC 20A 277VAC 2 HP 250VAC	up to 20A 125VAC/DC 10A 250VAC/DC	100-250 Amps 12VDC/24VDC
Actuator	toggle (bat)	paddle, toggle (bat)	paddle, toggle (bat)	toggle (bat), toggle (ball)	ergonomic knob
Mounting Hole Specifications	.500" dia [12.7mm] bushing mount	.500" dia [12.7mm] bushing mount	.500" dia [12.7mm] bushing mount	.500" dia [12.7mm] bushing mount	2.75" diameter; 70.1 mm diameter
Termination	.250 tabs screw terminals	.187 tabs solder lug .250 tabs screw terms wire leads PC terms	.187 tabs solder lug .250 tabs screw terms wire leads PC terms	screw terms	M10 Stud
Sealing	IP68	optional bushing o-ring	optional bushing o-ring	optional bushing o-ring	IP67
Illumination	n/a	n/a	n/a	n/a	n/a
Approvals	UL, cUL pending	UL, CSA, VDE	UL, CSA, VDE	UL, CSA	n/a

*Options and approvals shown may apply to specific construction combinations only, consult factory for clarification.



Worldwide Headquarters

Carling Technologies, Inc.

60 Johnson Avenue, Plainville, CT 06062

Tel: (860) 793-9281

Fax: (860) 793-9231

Email: sales@carlingtech.com

Web: www.carlingtech.com

Northern Region Sales Office

nrsm@carlingtech.com

Southeast Region Sales Office

sersm@carlingtech.com

Midwest Region Sales Office

mrsm@carlingtech.com

West Region Sales Office

wrs@carlingtech.com

Latin America Sales Office

larsm@carlingtech.com

Asia-Pacific Headquarters

Carling Technologies, Asia-Pacific Ltd.

Kowloon, Hong Kong

Tel: Int + 852-2737-2277

Fax: Int + 852-2736-9332

Email: sales@carlingtech.com.hk

Shenzhen, China

shenzhen@carlingtech.com

Shanghai, China

shanghai@carlingtech.com

Pune, India

india@carlingtech.com

Kaohsiung, Taiwan

taiwan@carlingtech.com

Yokohama, Japan

japan@carlingtech.com

Europe/Middle East/ Africa Headquarters

Carling Technologies LTD

4 Airport Business Park, Exeter

Airport, Clyst Honiton, Exeter,

Devon, EX5 2UL, UK

Tel: Int + 44 1392-364422

Fax: Int + 44 1392-364477

Email: ltd.sales@carlingtech.com

Germany

gmbh@carlingtech.com

France

sas@carlingtech.com