







ON/OFF HIGHWAY

Switches & Controls



SELECTOR GUIDE

	SEALED TOGGLE		SEALED ROCKERS			
	 <i>ST-Series</i>	 <i>V-Series</i>	 <i>V-Series Rotary</i>	 <i>V-Charger</i>	 <i>W-Series</i>	 <i>L-Series</i>
Poles	1, 2	1, 2	1, 2	1	1, 2	1, 2
Ratings	16A 12V 16A 18V 14A 24V 15A 125VAC 10A 250VAC	up to 15A 24VDC 15A 125VAC 10A 250VAC	up to 15A 24VDC 20A 12VDC	12V/24V DC	up to 10A 24VDC	up to 15A 125VAC 10A 250VAC 20A 18VDC
Actuator	toggle (bat)	rocker, paddle, locking rocker	ergonomic knob	sealed spring- loaded access doors	bezel-less rocker, paddle & locking rocker	IP67, rocker, paddle, locking rocker
Mounting Hole Specifications	.500" dia [12.7mm] bushing mount	.830" x 1.450" [21.08mm x 36.83mm] snap-in mount	.830" x 1.450" [21.08mm x 36.83mm] snap-in mount	.830" x 1.450" [21.08mm x 36.83mm] snap-in mount	.830" x 1.450" [21.08mm x 36.83mm] snap-in mount	.867" x 1.734" [22mm x 44mm] snap-in mount
Termination	.250 tabs screw terminals	.250 tabs solder lug wire leads	solder lugs .250 tabs wire leads	.250 tabs	.110 tabs	.187 tab .250 tabs
Sealing	IP68	IP66 above panel	IP67 above panel	IP64 above panel	IP68 above and below panel, fully submersible	IP67 above panel
Illumination	n/a	incandescent, LED, neon	incandescent, LED	LED	LED	incandescent, LED
Approvals	UL, cUL pending	UL, CSA, VDE	pending	n/a	n/a	n/a

	ROCKER	CONTROL	L-SERIES CONTROLS			BATTERY DISCONNECT
	 <i>S-Series</i>	 <i>N-Series</i>	 <i>LD Dimmer</i>	 <i>LMR Mirror</i>	 <i>LW Wiper</i>	 <i>BD-Series</i>
Poles	1, 2	1	multi-function	multi-function	multi-function	1
Ratings	up to 10A 28VDC	.4VA 28VDC	up to 10A 12VDC 5A 24VDC	up to 1A 14VDC .5A 28VDC	up to 8A 14VDC 4A 28VDC	100-250 Amps 12VDC/24VDC
Actuator	bezel-less rocker	rocker, paddle	rocker, paddle	joystick	rocker, paddle	ergonomic knob
Mounting Hole Specifications	.787" x 1.575" snap-in, keyed	.867" x 1.734" [22mm x 44mm] snap-in mount	.867" x 1.734" [22mm x 44mm] snap-in mount	.867" x 1.734" [22mm x 44mm] snap-in mount	.867" x 1.734" [22mm x 44mm] snap-in mount	2.75" diameter; 70.1 mm diameter
Termination	.110 Tabs	.187 tabs	.250 tabs	wire leads with connector	.187 tabs	M10 Stud
Sealing	n/a	IP67 above panel	IP67 above panel	Water Resistant	n/a	IP67
Illumination	LED	LED	LED	n/a	LED	n/a
Approvals	n/a	n/a	n/a	n/a	n/a	n/a

*Options and approvals shown may apply to specific construction combinations only, consult factory for clarification.
 Manufacturer reserves the right to change product specifications without prior notice.

THERMAL CIRCUIT PROTECTION

	 <i>CMB-Series</i>	 <i>CLB-Series</i>	 <i>CLBA/CMBA-Series</i>
Number of Poles	1	1	1
Actuator	pushbutton	pushbutton	n/a
Leakage Current Trip Level	n/a	n/a	n/a
Leakage Current Trip Time	n/a	n/a	n/a
Max Current & Voltage Ratings	3 to 20A, 125-250VAC, 32VDC	3 to 60A, 125-250VAC, 32VDC	3 to 40A, 125-250VAC, 32VDC
Max Interrupting Capacity	2500A@32 VDC	2500A@32 VDC	2500A@32 VDC
Available Circuits	series trip manual reset	series trip manual reset	series trip auto reset
Termination	.250 tab .250 tab with 90° bend screw terminal screw term with 90° bend	.250 tab .250 tab with 90° bend screw terminal screw term with 90° bend	.250" tab, .250" tab with 90° bend
Mounting Method	threaded bushing, front panel snap-in	threaded bushing, front panel snap-in	plug-in
Approvals	UL, CUL, CSA, TUV, CE, UL 1500 / ISO 8846 for ignition protection / marine	UL, CUL, CSA, TUV, CE, UL 1500 / ISO 8846 for ignition protection / marine	UL, CUL, TUV, UL 1500 / ISO 8846 for ignition protection / marine

CUSTOM ELECTRONIC CONTROLS & POWER MANAGEMENT MODULES

					
TOTAL VEHICLE CONTROL	<i>Cruise Control</i>	<i>Light Control Module</i>	<i>Horn Control</i>	<i>HVAC Motor Controller</i>	<i>Solid State Power Control</i>

OPERATOR CONTROL MODULES & DISPLAYS

				
TOTAL VEHICLE CONTROL	<i>Keypads</i>	<i>Multiplexed V-Series Rocker Modules</i>	<i>Control Interface</i>	<i>Multi-function Displays</i>

*Options and approvals shown may apply to specific construction combinations only, consult factory for clarification.



Worldwide Headquarters
Carling Technologies, Inc.

60 Johnson Avenue, Plainville, CT 06062
Tel: (860) 793-9281
Fax: (860) 793-9231
Email: sales@carlingtech.com
Web: www.carlingtech.com

Northern Region Sales Office
nrsm@carlingtech.com
Southeast Region Sales Office
sersm@carlingtech.com
Midwest Region Sales Office
mrsm@carlingtech.com
West Region Sales Office
wrsm@carlingtech.com
Latin America Sales Office
larsm@carlingtech.com

Asia-Pacific Headquarters
Carling Technologies, Asia-Pacific Ltd.

Kowloon, Hong Kong
Tel: Int + 852-2737-2277
Fax: Int + 852-2736-9332
Email: sales@carlingtech.com.hk

Shenzhen, China
shenzhen@carlingtech.com
Shanghai, China
shanghai@carlingtech.com
Pune, India
india@carlingtech.com
Kaohsiung, Taiwan
taiwan@carlingtech.com
Yokohama, Japan
japan@carlingtech.com

**Europe/Middle East/
Africa Headquarters**
Carling Technologies LTD

4 Airport Business Park, Exeter
Airport, Clyst Honiton, Exeter,
Devon, EX5 2UL, UK
Tel: Int + 44 1392-364422
Fax: Int + 44 1392-364477
Email: ltd.sales@carlingtech.com

Germany
gmbh@carlingtech.com
France
sas@carlingtech.com