

TELECOM/DATACOM

Circuit Protection



SELECTOR GUIDE



N-Series



L-Series








CX-Series



M-Series

Number of Poles	1-2	1-3	1-5	1-2
Actuator Style	flush rocker, with or without push to reset guard	rocker, with or without guard	handle, 1 per pole	solid color: angled rocker, paddle, baton, push-to-reset pushbutton, push-pull pushbutton two color: visi-rocker illuminated: angled rocker, flat rocker
Available Delays	AC: ultrashort, short, medium, long, short-high inrush, medium-high inrush, long-high inrush	AC: ultrashort, short, medium, long, short-high inrush, medium-high inrush, long-high inrush	DC: instant, ultrashort, short, medium & long	AC/DC: instantaneous, short, medium, hi-inrush
Max Current & Voltage Ratings	1-20A@240/277VAC 1-30A@120/240VAC	.1-32A@120/240VAC .1-20A@415/240VAC, 3 pole	UL Recognized 0.2-115A@600VDC UL Listed 0.2-15A@250/500VDC 0.2-50A@205/410VDC	1 Pole: 0.02-15FLA@32VDC, 125VAC 15.1-25GPA@32VDC, 125VAC 0.02-12FLA@250VAC 0.02-7.5GPA@50VDC 0.02-30GPA@65VDC, 80VDC 2 Pole: 0.02-15FLA@65VDC, 250VAC 15.1-25GPA@65VDC, 250VAC Parallel Pole: 31-50GPA@80VDC
Max Interrupting Capacity	22,000 amps	5000 amps	UL Listed and UL Recognized up to 10,000 amps	1 Pole: 1,000A@32VDC 1,000A@125VAC 2 Pole: 1,000A@65VDC 1,000A@250VAC Parallel Pole: 600A@80VDC
Auxiliary Switch Rating	n/a	n/a	20A@80VDC (GO circuit)	7A@250VAC 0.1A@125VAC (gold contacts) 7A (res.)@28VDC 4A (ind.)@28VDC 0.25A@80VDC
Available Circuits	series trip	series trip	series trip	series and switch only parallel pole
Terminal Options	screw terms	10-32, 8-32, M5 & M4 screw	10-32 or M5 screw terminals 1/4-20 or M6 threaded stud	.250" QC tabs 8-32 screw with upturned lugs 8-32, 10-32 screw (bus type) push in stud terminals
Mounting Method	threaded insert: #6-32 x .195 inches ISO M3 x 5mm	threaded insert: #6-32 UNC-2B, or M3X0.5-6H B ISO (2 per pole)	threaded insert: #6-32 UNC-2B, or M3X0.5-6H B ISO (2 per pole)	snap-in front panel threaded bushing
Agency Approvals	UL489, TUV (EN60947-2)	UL 489, cUL, TUV (EN60934-2)	UL489, UL1077, TUV (EN60934-2)	UL recognized, CSA, VDE, TUV, UL489A listed

*Options and approvals shown may apply to specific construction combinations only, consult factory for clarification.
 Manufacturer reserves the right to change product specifications without prior notice.

	 A-Series	 B-Series	 TB-Series	 C-Series	 F-Series
Number of Poles	1-6 (handle) 1-3 (rocker & metal toggle)	1-6	2	1-6 (handle) 1-3 (rocker & metal toggle)	1-3
Actuator Style	sealed metal toggle handle rocker paddle	handle rocker	handle	sealed metal toggle handle rocker	handle
Available Delays	AC, DC, AC/DC: instantaneous, ultra-short, short, medium & long AC, DC: high inrush-short, medium & long	AC, DC, AC/DC: instantaneous, ultra-short, short, medium & long AC, DC: high inrush-short, medium & long	AC, ultrashort, shot, medium, long, high inrush	AC, DC, AC/DC: instant, ultrashort, short, medium & long AC, DC: high inrush-short, medium & long	AC, DC: short, medium & long
Max Current & Voltage Ratings	0.02-30A@ 277VAC, 80VDC 31.0-50A@ 125/250VAC, 65VDC	0.02-30A@ 277VAC, 80VDC 0.02-30A@ 125/250VAC, 65VDC	.1-20A@ 120/240VAC	UL Listed: 0.02-250A@80VDC 0.1-100A@125VDC 0.02-70A@120VAC 0.02-20A@240VAC UL Recognized: 0.02-30A@480WYE/277VAC 2 Pole, 1Ø; 3 Pole, 3Ø 0.02-50A@277VAC 0.02-100A@250VAC, 80VDC 0.02-100A@120V/ 240VAC, 65VDC	UL489 Listed: 50-250A@125VDC 100-250A@120/240VAC 100-250A@277VAC 100-250A@208Y/120, 3ØVAC UL489A Listed 250-700A@125VDC
Max Interrupting Capacity	7500A@80VDC, UL only 3000A@120/250VAC, UL only 5000A@277VAC, with fuse backup	7500A@80 VDC, UL only 3000A@125/250VAC, UL only 5000A@277VAC, with fuse backup	5000A@ 120/240 VAC	UL Listed: 50000A@80VDC, 1 pole only 10000A@120VAC 5000A@125VDC/240VAC UL Recognized: 7500A@80VDC 3000A@125/250VAC, UL only 5000A@250VAC listed construction 5000A@480WYE/277VAC with fuse backup	50000A@125VDC 10000A@120/240, 277, 208Y/120VAC
Auxiliary Switch Rating	10.1A@125VAC 0.1A@125VAC (gold contacts) 0.5A@65VDC 0.1A@80VDC	10.1A@125VAC 0.1A@125VAC (gold contacts) 0.5A@65VDC 0.1A@80VDC	10.1A@125 VAC 0.1A@125 VAC (gold contacts) 0.5A@65 VDC 0.1A@80 VDC	10.1A@250VAC 0.1A@125VAC (gold contacts) 0.5A@80VDC	10.1A@250VAC 0.5A@65VDC 0.1A@80VDC
Available Circuits	series, shunt, relay, switch only, series with remote shutdown, relay & shunt trip dual coil	series, shunt, relay, switch only, series with remote shutdown, relay & shunt trip dual coil, mid-trip with alarm switch	series trip	series, shunt, relay, switch only, series with remote shutdown, relay & shunt trip dual coil, mid-trip with alarm switch	series & switch only with or without metering shunt
Terminal Options	.250" QC tabs 8-32 & 10-32 screw (& metric), PCB	.250" QC tabs, 8-32 & 10-32 screw (& metric), PCB	8/32, 10/32, M4, M5 back connector	10-32 stud, 1/4-20 stud, 10-32 screw with saddle clamp, 7/16 clip & push-in	3/8-16 stud, 3/8-16 screw & box wire connector
Mounting Method	threaded inserts: front panel snap-in	threaded inserts: front panel snap-in	threaded inserts	threaded inserts	rear or front panel
Agency Approvals	UL, CSA, VDE, TUV (rocker), UL1500, UL489A	UL, CSA, VDE, TUV (rocker), UL1500, UL489, UL489A	UL489, TUV	UL, CSA, VDE, TUV, UL1500, UL489, UL489A	cUL, TUV, UL489, UL489A

*Options and approvals shown may apply to specific construction combinations only, consult factory for clarification.



Worldwide Headquarters

Carling Technologies, Inc.

60 Johnson Avenue, Plainville, CT 06062

Tel: (860) 793-9281

Fax: (860) 793-9231

Email: sales@carlingtech.com

Web: www.carlingtech.com

Northern Region Sales Office

nrsm@carlingtech.com

Southeast Region Sales Office

sersm@carlingtech.com

Midwest Region Sales Office

mrsm@carlingtech.com

West Region Sales Office

wrsm@carlingtech.com

Latin America Sales Office

larsm@carlingtech.com

Asia-Pacific Headquarters

Carling Technologies, Asia-Pacific Ltd.

Kowloon, Hong Kong

Tel: Int + 852-2737-2277

Fax: Int + 852-2736-9332

Email: sales@carlingtech.com.hk

Shenzhen, China

shenzhen@carlingtech.com

Shanghai, China

shanghai@carlingtech.com

Pune, India

india@carlingtech.com

Kaohsiung, Taiwan

taiwan@carlingtech.com

Yokohama, Japan

japan@carlingtech.com

Europe/Middle East/ Africa Headquarters

Carling Technologies LTD

4 Airport Business Park, Exeter

Airport, Clyst Honiton, Exeter,

Devon, EX5 2UL, UK

Tel: Int + 44 1392-364422

Fax: Int + 44 1392-364477

Email: ltd.sales@carlingtech.com

Germany

gmbh@carlingtech.com

France

sas@carlingtech.com