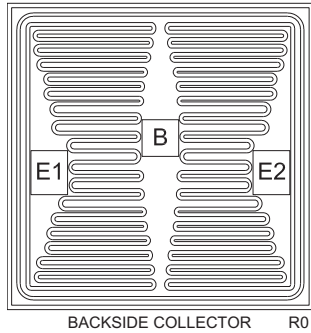


CP353V-CZT853

NPN - High Current Transistor Die

The CP353V-CZT853 is a silicon NPN transistor designed for high current applications.



MECHANICAL SPECIFICATIONS:

Die Size	65.7 x 65.7 MILS
Die Thickness	7.1 MILS
Base Bonding Pad Size	7.9 x 7.9 MILS
Emitter 1 Bonding Pad Size	7.9 x 9.5 MILS
Emitter 2 Bonding Pad Size	7.9 x 9.5 MILS
Top Side Metalization	Al-Si – 30,000Å
Back Side Metalization	Ti/Ni/Ag – 2,000Å/3,000Å/20,000Å
Scribe Alley Width	1.96 MILS
Wafer Diameter	5 INCHES
Gross Die Per Wafer	3,878

MAXIMUM RATINGS: ($T_A=25^\circ\text{C}$)

	SYMBOL		UNITS
Collector-Base Voltage	V_{CBO}	200	V
Collector-Emitter Voltage	V_{CEO}	100	V
Emitter-Base Voltage	V_{EBO}	6.0	V
Continuous Collector Current	I_C	6.0	A
Operating and Storage Junction Temperature	T_J, T_{stg}	-65 to +150	$^\circ\text{C}$

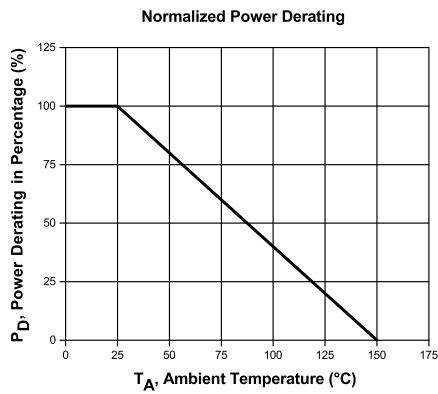
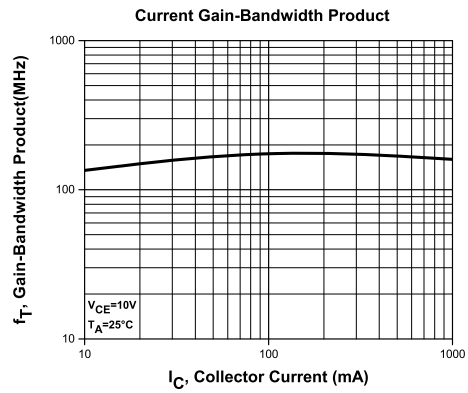
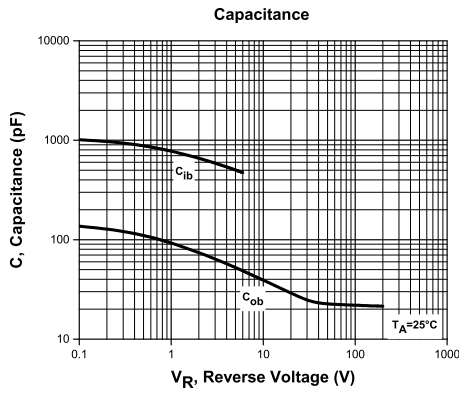
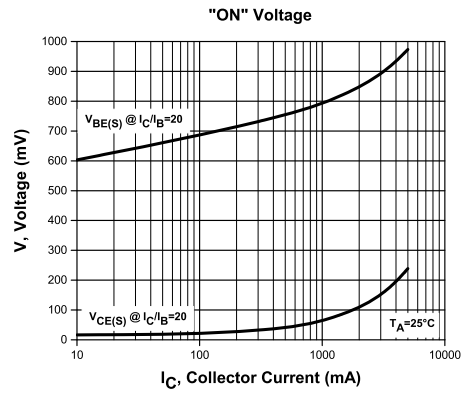
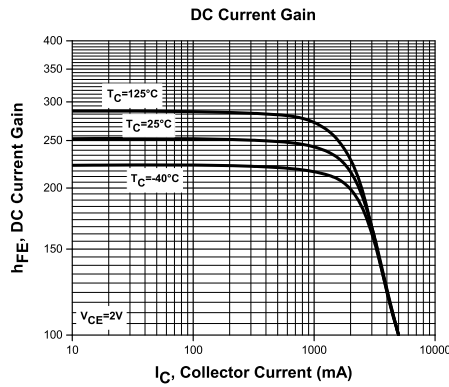
ELECTRICAL CHARACTERISTICS: ($T_A=25^\circ\text{C}$ unless otherwise noted)

SYMBOL	TEST CONDITIONS	MIN	TYP	MAX	UNITS
I_{CBO}	$V_{CB}=150\text{V}$			10	nA
I_{CER}	$V_{CE}=150\text{V}, R_{BE}\leq 1.0\text{k}\Omega$			10	nA
I_{EBO}	$V_{EB}=6.0\text{V}$			10	nA
BV_{CBO}	$I_C=100\mu\text{A}$	200	220		V
BV_{CER}	$I_C=10\text{mA}, R_{BE}\leq 1.0\text{k}\Omega$	200	210		V
BV_{CEO}	$I_C=10\text{mA}$	100	110		V
BV_{EBO}	$I_E=100\mu\text{A}$	6.0	8.0		V
$V_{CE(SAT)}$	$I_C=100\text{mA}, I_B=5.0\text{mA}$		22	50	mV
$V_{CE(SAT)}$	$I_C=2.0\text{A}, I_B=100\text{mA}$		135	170	mV
$V_{CE(SAT)}$	$I_C=5.0\text{A}, I_B=500\text{mA}$			340	mV
$V_{BE(SAT)}$	$I_C=5.0\text{A}, I_B=500\text{mA}$			1.25	V
h_{FE}	$V_{CE}=2.0\text{V}, I_C=10\text{mA}$	100			
h_{FE}	$V_{CE}=2.0\text{V}, I_C=2.0\text{A}$	100	200	300	
h_{FE}	$V_{CE}=2.0\text{V}, I_C=4.0\text{A}$	50	100		
h_{FE}	$V_{CE}=2.0\text{V}, I_C=10\text{A}$	20	30		
f_T	$V_{CE}=10\text{V}, I_C=100\text{mA}, f=50\text{MHz}$		190		MHz
C_{ob}	$V_{CB}=10\text{V}, I_E=0, f=1.0\text{MHz}$		38		pF

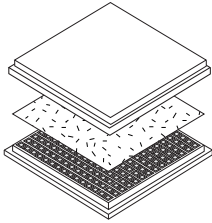
R0 (6-June 2016)

CP353V-CZT853

Typical Electrical Characteristics



BARE DIE PACKING OPTIONS



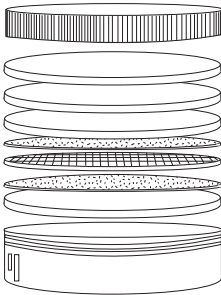
BARE DIE IN TRAY (WAFFLE) PACK

CT: Singulated die in tray (waffle) pack.

(example: CP211-PART NUMBER-CT)

CM: Singulated die in tray (waffle) pack 100% visually inspected as per MIL-STD-750, (method 2072 transistors, method 2073 diodes).

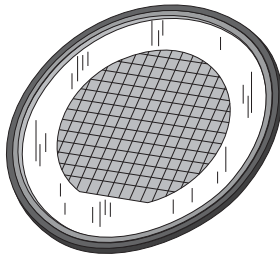
(example: CP211-PART NUMBER-CM)



UNSAWN WAFER

WN: Full wafer, unsawn, 100% tested with reject die inked.

(example: CP211-PART NUMBER-WN)

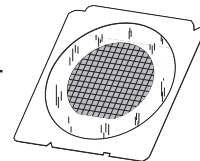


SAWN WAFER ON PLASTIC RING

WR: Full wafer, sawn and mounted on plastic ring, 100% tested with reject die inked.

(example: CP211-PART NUMBER-WR)

Please note: Sawn Wafer on Metal Frame (WS) is possible as a special order. Please contact your Central Sales Representative at 631-435-1110.



R1 (10-February 2017)

OUTSTANDING SUPPORT AND SUPERIOR SERVICES



PRODUCT SUPPORT

Central's operations team provides the highest level of support to insure product is delivered on-time.

- Supply management (Customer portals)
- Inventory bonding
- Consolidated shipping options
- Custom bar coding for shipments
- Custom product packing

DESIGNER SUPPORT/SERVICES

Central's applications engineering team is ready to discuss your design challenges. Just ask.

- Free quick ship samples (2nd day air)
- Online technical data and parametric search
- SPICE models
- Custom electrical curves
- Environmental regulation compliance
- Customer specific screening
- Up-screening capabilities
- Special wafer diffusions
- PbSn plating options
- Package details
- Application notes
- Application and design sample kits
- Custom product and package development

CONTACT US

Corporate Headquarters & Customer Support Team

Central Semiconductor Corp.
145 Adams Avenue
Hauppauge, NY 11788 USA
Main Tel: (631) 435-1110
Main Fax: (631) 435-1824
Support Team Fax: (631) 435-3388
www.centalsemi.com

Worldwide Field Representatives:
www.centalsemi.com/wwreps

Worldwide Distributors:
www.centalsemi.com/wwdistributors

For the latest version of Central Semiconductor's **LIMITATIONS AND DAMAGES DISCLAIMER**, which is part of Central's Standard Terms and Conditions of sale, visit: www.centalsemi.com/terms