

CBR1 SERIES
CBR2 SERIES

SILICON BRIDGE RECTIFIERS




www.centrasemi.com

DESCRIPTION:

The CENTRAL SEMICONDUCTOR CBR1 and CBR2 series devices are silicon, single phase, full wave bridge rectifiers designed for general purpose applications.

MARKING: FULL PART NUMBER



MAXIMUM RATINGS: ($T_A=50^\circ\text{C}$)

	SYMBOL	CBR1 CBR2	CBR1 CBR2	CBR1 CBR2	CBR1 CBR2	CBR1 CBR2	CBR1 CBR2	UNITS
Peak Repetitive Reverse Voltage	V_{RRM}	-010	-020	-040	-060	-080	-100	V
DC Blocking Voltage	V_R	100	200	400	600	800	1000	V
RMS Reverse Voltage	$V_{R(RMS)}$	70	140	280	420	560	700	V
Average Forward Current (CBR1)	I_O				1.5			A
Average Forward Current (CBR2)	I_O				2.0			A
Peak Forward Surge Current (CBR1)	I_{FSM}				50			A
Peak Forward Surge Current (CBR2)	I_{FSM}				60			A
Operating and Storage Junction Temperature	T_J, T_{stg}				-65 to +150			$^\circ\text{C}$

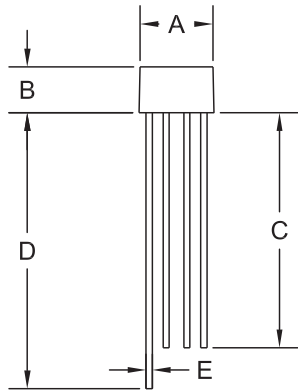
ELECTRICAL CHARACTERISTICS PER DIODE: ($T_A=25^\circ\text{C}$ unless otherwise noted)

SYMBOL	TEST CONDITIONS	MIN	MAX	UNITS
I_R	$V_R=\text{Rated } V_{RRM}$		10	μA
V_F (CBR1)	$I_F=1.0\text{A}$		1.0	V
V_F (CBR2)	$I_F=2.0\text{A}$		1.1	V

CBR1 SERIES
CBR2 SERIES
SILICON BRIDGE RECTIFIERS



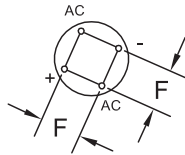
CASE A - MECHANICAL OUTLINE



SYMBOL	DIMENSIONS		MILLIMETERS	
	MIN	MAX	MIN	MAX
A	0.299	0.370	7.6	9.4
B	0.197	0.220	5.0	5.6
C	1.00	-	25.4	-
D	1.10	-	27.9	-
E	0.028	0.032	0.70	0.81
F	0.181	0.220	4.6	5.6

CASE A (REV:R1)

MARKING:
FULL PART NUMBER



R1

R1 (31-July 2013)

OUTSTANDING SUPPORT AND SUPERIOR SERVICES



PRODUCT SUPPORT

Central's operations team provides the highest level of support to insure product is delivered on-time.

- Supply management (Customer portals)
- Inventory bonding
- Consolidated shipping options
- Custom bar coding for shipments
- Custom product packing

DESIGNER SUPPORT/SERVICES

Central's applications engineering team is ready to discuss your design challenges. Just ask.

- Free quick ship samples (2nd day air)
- Online technical data and parametric search
- SPICE models
- Custom electrical curves
- Environmental regulation compliance
- Customer specific screening
- Up-screening capabilities
- Special wafer diffusions
- PbSn plating options
- Package details
- Application notes
- Application and design sample kits
- Custom product and package development

CONTACT US

Corporate Headquarters & Customer Support Team

Central Semiconductor Corp.
145 Adams Avenue
Hauppauge, NY 11788 USA
Main Tel: (631) 435-1110
Main Fax: (631) 435-1824
Support Team Fax: (631) 435-3388
www.centalsemi.com

Worldwide Field Representatives:
www.centalsemi.com/wwreps

Worldwide Distributors:
www.centalsemi.com/wwdistributors

For the latest version of Central Semiconductor's **LIMITATIONS AND DAMAGES DISCLAIMER**, which is part of Central's Standard Terms and Conditions of sale, visit: www.centalsemi.com/terms