


## CT-16D-SINGLE SERIES

### 1 Watt Single Output Regulated 1000Vdc Isolation Dc-Dc Converter



#### FEATURES:

- 2:1 Wide Input Voltages Range
- High Efficiency up to 85%
- Regulated Output Types
- Low Ripple And Noise
- Internal SMD Construction
- Operating Temperature: -40~+85°C
- Industry Standard Pinout
- Continuous Short Circuit Protection With Current Foldback.



Specifications typical at TA=25°C, nominal input voltage and rated output current unless otherwise specified

Part Number	Input Voltage Range	Output Voltage Range	Output Current	Efficiency
	Vdc	Vdc	mA	% TYP
CT-05S05RNL	5-9	5	200	60
CT-05S09RNL	5-9	9	111	70
CT-05S12RNL	5-9	12	84	70
CT-05S15RNL	5-9	15	67	70
CT-05S24RNL	5-9	24	42	70
CT-12S05RNL	9-18	5	200	70
CT-12S09RNL	9-18	9	111	80
CT-12S12RNL	9-18	12	84	80
CT-12S15RNL	9-18	15	67	80
CT-12S24RNL	9-18	24	42	80
CT-24S05RNL	18-36	5	200	75
CT-24S09RNL	18-36	9	111	80
CT-24S12RNL	18-36	12	84	80
CT-24S15RNL	18-36	15	67	80
CT-24S24RNL	18-36	24	42	80
CT-48S05RNL	36-72	5	200	70
CT-48S09RNL	36-72	9	111	80
CT-48S12RNL	36-72	12	84	80
CT-48S15RNL	36-72	15	67	80
CT-48S24RNL	36-72	24	42	80

#### Input Specifications

Parameters	Conditions	Min	Typ	Max	Units
Voltage Tolerance	Vo, Io Nom			2:1	
Filter	Capacitor				

#### Output Specifications

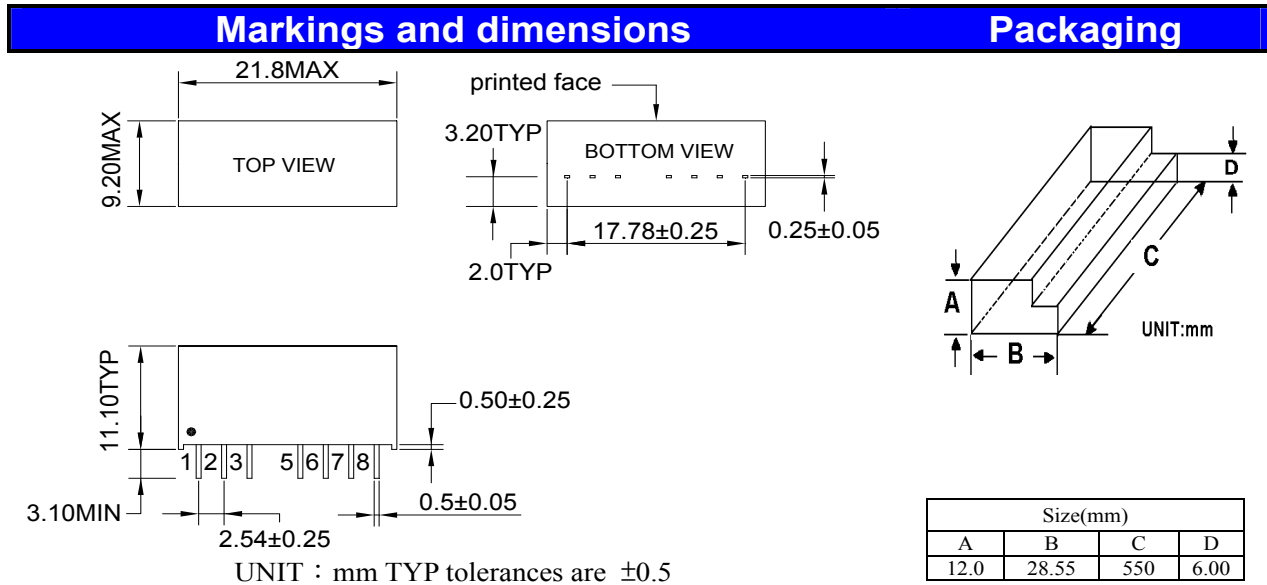
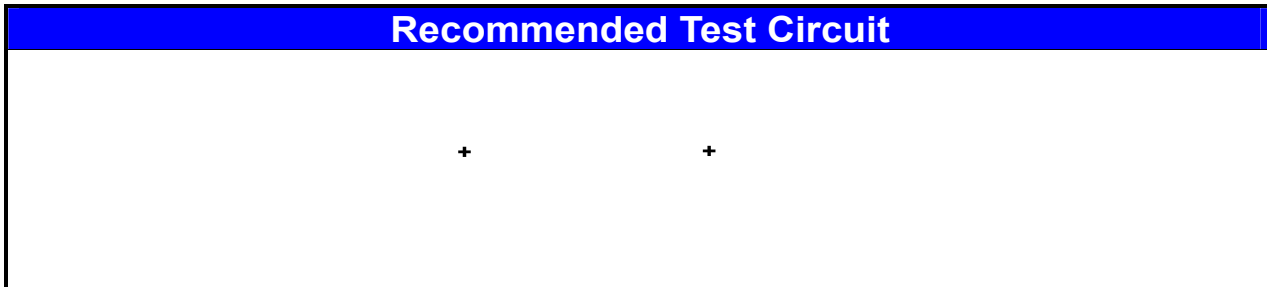
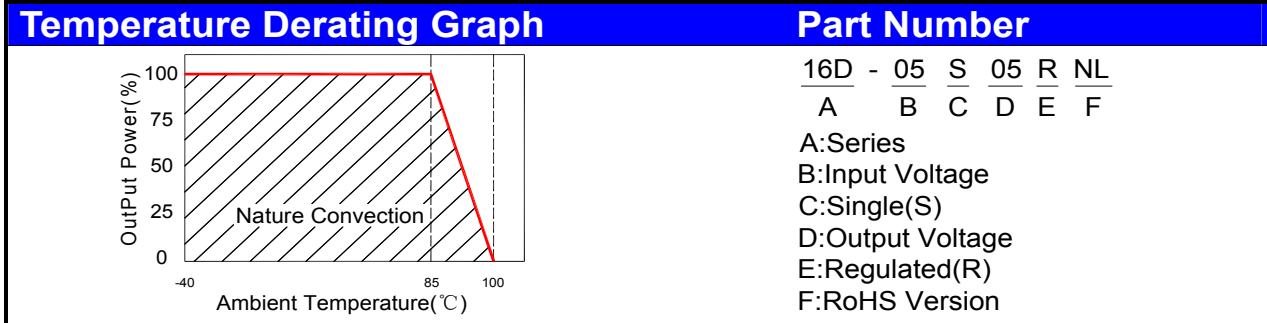
Parameters	Conditions	Min	Typ	Max	Units
Voltage Tolerance	100% full load			±3	%
Short Circuit	Continuous				
Line Regulation	Regulated			±0.5	%
Load Regulation	Regulated			±0.8	%
Ripple & Noise	output:5-9V TYPES BW=DC To 20MHz			100	mVp-p
Ripple & Noise	output:12-24V TYPES BW=DC To 20MHz			1%of Vout	mVp-p
Transient response setting time	50% load step change		350		us

#### General Specifications

Parameters	Conditions	Min	Typ	Max	Units
Isolation Resistance	500Vdc	1000			MΩ
Switching Frequency	Full load, nominal input		100		KHz
Operating Temperature		-40		85	°C
Humidity	Non Condensing			95	%
Cooling	Free air Convection				
Case material	DAP				
MTBF	MIL-HDBK-217F@25°C	1500000			Hours
Weight			4.5		g
Dimensions			21.8X9.2X11.1		mm

## CT-16D-SINGLE SERIES

### 1 Watt Single Output Regulated 1000Vdc Isolation Dc-Dc Converter



PIN Connection							
PIN	1	2	3	5	6	7	8
Single	-Vin	+Vin	Ctrl-Control input can (can be left open)	NE-No external connection allowed	+Vout	-Vout	CS Optional External capacitor