

APPLICATION NOTE:

Disinfecting Microbes with Crystal IS Klaran UVC LEDs

August 10, 2016

ESTABLISHED DATA-BASED EVIDENCE ABOUT KLARAN'S PERFORMANCE FOR DISINFECTION DETERMINED BY
PATHOGEN TESTING ON VARIOUS MICROBES.

Introduction

Ultraviolet (UV) disinfection has become a reliable and viable alternative to chemical disinfection methods due to the increased awareness of chemical-resistant microbes and the presence of harmful by-products. UV disinfection relies on radiation emitted in the wavelength range of 250 nm to 280 nm (UVC) to inactivate pathogens. Commercial UV technology solutions developed during the past 30 years use low and medium pressure mercury lamps, however these light sources pose other issues around environmental friendliness and design flexibility. There is tremendous development in semiconductor-based UVC light emitting diode (LED) technology as an efficient, cost effective and environmentally friendly alternative to mercury-based technology.

This application note outlines the effectiveness of Klaran UVC LEDs and the level of disinfection achieved on different microbes across a range in gram positive, gram negative and fungi groups as a function of time and distance.

Microbiology Study

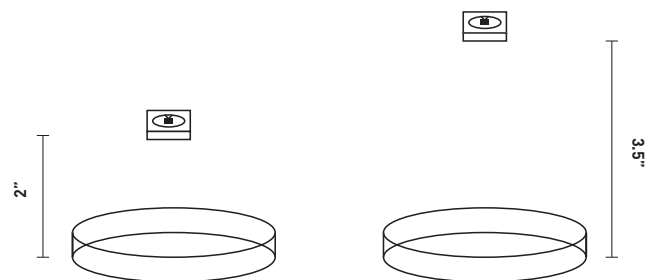
Experiments conducted at EMSL, a third-party microbiological testing facility in New York, used common target microbes for disinfection applications (Table 1).

TABLE 1

Microbe	Type
MRSA	Gram + Bacteria
<i>Staphylococcus aureus</i>	Gram + Bacteria
<i>Staphylococcus epidermidis</i>	Gram + Bacteria
<i>Enterococcus faecalis</i>	Gram + Bacteria
<i>Pseudomonas aeruginosa</i>	Gram - Bacteria
<i>Acinetobacter baumannii</i>	Gram - Bacteria
<i>Clostridium difficile</i>	Gram + Bacteria (spore forming)
<i>Candida albicans</i>	Fungi

The experiments used a single Klaran UVC LED with an output power of 20 mW. Two set ups were used with a distance from the light source to the microbe of 2 inches and 3.5 inches (Figure 1).

FIGURE 1



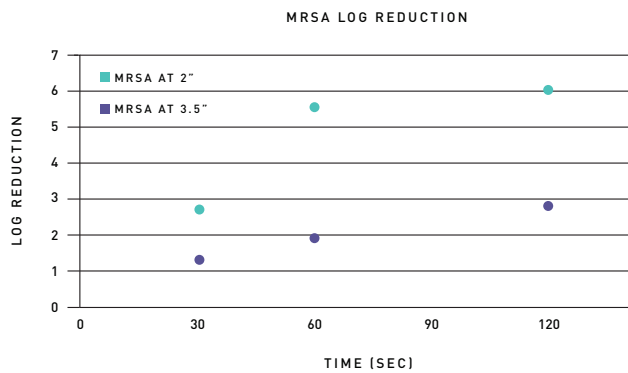
Experiment set up for microbiological testing to determine impact of distance on log reduction of microbes.

The log reduction for each microbe was measured after UV exposure intervals of 30, 60 and 120 seconds. For more information on log reduction, see Crystal IS application note AN002.

Results Summary

Figure 2 shows the results of the exposure testing for MRSA at various time intervals and distances from the light source. The figure shows that approximately 120 seconds are required to achieve a 6 log reduction of MRSA at a distance of 2 inches from the light source.

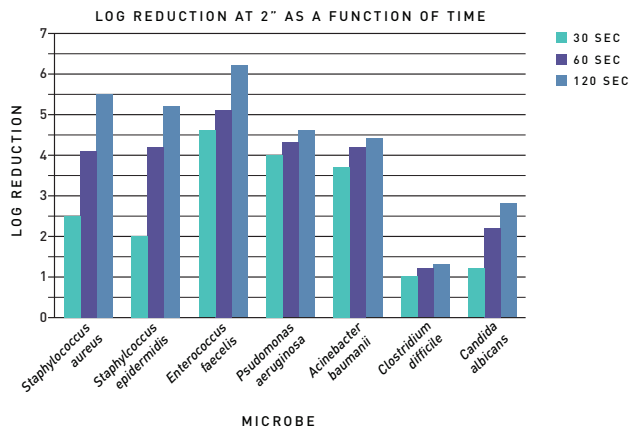
FIGURE 2



MRSA log reduction as a function of distance and time using Klaran LEDs

The exposure data for the remaining microbes can be seen in Figure 3 and 4 at distances from the light source of 2 inches and 3.5 inches respectively. After 120 seconds of exposure at a distance of 2 inches, the data shows that there was slightly more than a 5.3 log reduction on all the gram positive bacteria. Bacteria of gram negative type experience a log reduction value between 4 and 5; fungi had a log reduction value of approximately 3 and gram positive (spore forming) experienced just over a 1 log reduction. 3.

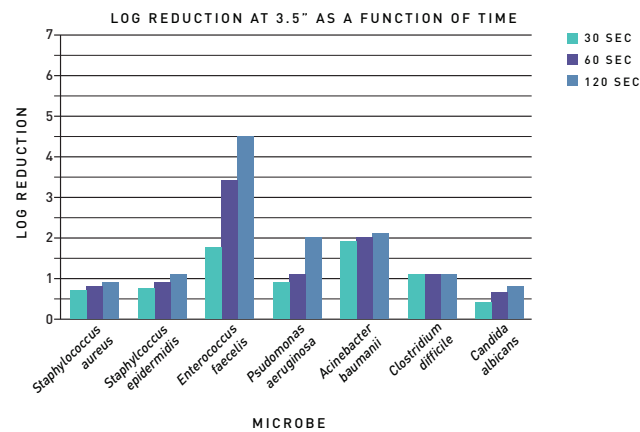
FIGURE 3



Log reduction as a function of time for various microbes at 2" distance

At a distance of 3.5 inches, the log reduction follows a similar trend, albeit less powerful, for the gram negative and fungi microbes. The gram positive and gram positive (spore forming) microbes follow a less predictable pattern with the increase in distance. This may be attributed to the dosage required for complete inactivation of the microbe.

FIGURE 4



Log reduction as a function of time for various microbes at 3.5" distance

The results of these experiments show that when the distance is increased and time and UVC power are held constant, the log reduction is lower. However, this decrease in disinfection occurs in an unpredictable fashion, so although dosage calculations provide guidance on application design, they should be validated through microbiology studies. The experiments outlined in this application note are for reference only and should not supplement microbiology testing in specific application designs.

Crystal IS Meets Your Disinfection Application Needs

UV radiation can be an incredibly effective resource for disinfection applications, and Crystal IS has created a unique product that overcomes obstacles traditionally associated with UV light sources. Its lifetime expectancy and reliability can exceed other UV light sources, and the instant on/off feature which is inherent to solid state devices (unlike its plasma gas counterparts) further increases useful life. The UVC LEDs are safe and eco-friendly, and offer design flexibility that other UV sources cannot match, offering an efficient, cost-effective option for disinfection applications.

Disclaimer

The information in this document has been compiled from reference materials and other sources believed to be reliable, and given in good faith. No warranty, either expressed or implied, is made, however, to the accuracy and completeness of the information, nor is any responsibility assumed or implied for any loss or damage resulting from inaccuracies or omissions. Each user bears full responsibility for making their own determination as to the suitability of Crystal IS products, recommendations or advice for its own particular use. Crystal IS makes no warranty or guarantee, express or implied, as to results obtained in end-use, nor of any design incorporating its products, recommendation or advice.

Each user must identify and perform all tests and analyses necessary to assure that its finished application incorporating Crystal IS' products will be safe and suitable for use under end-use conditions. Each user of devices assumes full responsibility to become educated in and to protect from harmful irradiation. Crystal IS specifically disclaims any and all liability for harm arising from buyer's use or misuse of UVC devices either in development or in end-use.

We invite you to learn more about our UVC LEDs.



70 Cohoes Avenue
Green Island, NY 12183
U.S.A.

www.cisuvc.com
518.271.7375
sales@cisuvc.com