

Application


The AT53 series antenna is a high quality fiberglass HF antenna for marine coastal and SSB telephony bands. It is designed for use on pleasure craft, but the high quality means it may be used on all kinds of vessels. The antenna is side fed with a number of mounting options. The antenna is UPS Shippable.

Electrical specifications

Frequency range	1.6-30 MHz
Power rating	1 kW PEP
Static capacitance	50 pF @ 2MHz
Polarization	Vertical
Pattern	Omnidirectional
Electrical length	(4.6 m) 15.1 ft
Feed system	Open wire, side fed

Mechanical specifications

Design	Fiberglass whip in three sections. Stainless steel.
Height	16' (4,9 m)
Weight	3.5 kg
Sections	Base: 8 ft (2.45 m) Top whip: 8 ft (2.45 m)
Wind rating	55 m/s = 125 mph
Moment of flexure	40 kpm at 55 m/s
Deflection due to wind load	3 m (10 ft) at tip ball with 55 m/s wind load
Finish	Polyurethane lacquer, white Chrome plated fittings
Temperature range	-55 °C, +71 °C, -67 °F, +160 °F
Ice build-up	Not affected



Mounting

The AT53 antenna can be supplied with a number of mounting options. Please see page 2 for details.

Mounting options




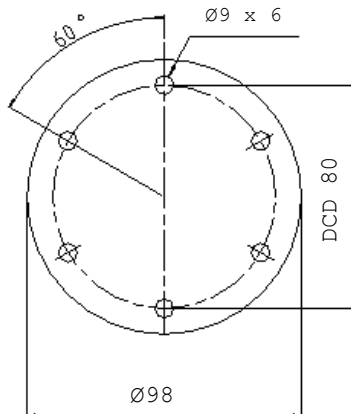
AT53M16-2
Mast mount,
self supporting.

AT53M16-2 is easily mounted to the bulkhead by means of 4 holes in the aluminum bracket, or to a mast or tube with U-bolts. The U-bolts in stainless steel, are included.



AT53DS16-2
Deck mount,
self supporting.

The AT53DS16-2 can be bolted directly onto a flange. Bolt pattern below.



AT53TS16-2
Stand off mount.

The AT53TS16-2 can be mounted onto the superstructure with a UNS 1"x14 male thread. Stand off support and base thread are not included.

To be able to have cable feed at the bottom of the antenna above mounting bracket, an AV-C adapter (included) can be used.