

Features:

- Frequency 30 - 88 MHz
- Low profile, stainless steel whip.
- Standard NATO pattern base options.
- Tilt base option.
- Designed for use on all modern in-service military platforms, including armoured or soft skin, metal chassis or composite, wheeled or tracked.
- No tuning required.
- EMP protection on the 50Ω side ^{Note 1}
- High voltage protection option.
- L1 and L1/L2 GPS Options

Electrical specifications:

Frequency range	30 - 88 MHz
VSWR	< 3.5:1
Nominal impedance	50 ohm
Power rating	100 W
Gain	See gain curve
Radiation pattern	Azimuth: Omnidirectional Elevation: See overleaf
Polarization	Vertical
Connector	BNC female, others on request

Note 1. Protected with a gas discharge tube that holds 400 shots @ 500A and 10 shots @ 20,000A.

Mechanical specifications:

Design	End fed whip. Metal parts are blackened stainless steel.
Length, mounted	1.88 m (Spring base) 1.94 m (Spring base with tilt)
Weight	2.0 kg (4-hole spring base)
Wind rating	55 m/s = 125 mph
Finish	Epoxy powder lacquer and class 3 blackened.
Temperature range	-55 °C, +55 °C; -67 °F, +131 °F

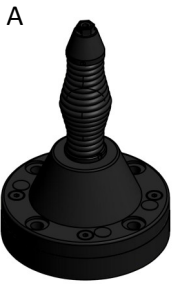
GPS Electrical Specification

Configuration	L1 GPS	L1/L2 GPS
Frequency Band	1575.42 ± 10 MHz	L1 1575.42 ± 10 MHz L2 1227.60 ± 10 MHz
Supply Voltage	2.7-5.5V	2.7-5.5V
Pre-amplifier	26.5 dB @ 5V	26.5 dB @ 5V
Noise Figure	2.5dB	2.5dB
Supply Current	< 40mA	< 60mA
Polarisation	RHCP	RHCP
Connector	SMA female	SMA female

Antenna Base Options

Antenna bases are available to suit the user vehicle or shelter installation. Bases can be configured with the following options:-

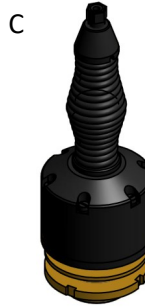
1. L1 GPS
2. L1/L2 GPS
3. High voltage protection is available for selected bases



A
NATO 4-hole
Spring Base
4 x M10 or 3/8" Bolts
on 114mm PCD
Base diameter 140mm
Base height 220mm



B
NATO 4-hole GPS
Spring Base
4 x M10 or 3/8" Bolts
on 114mm PCD
Base diameter 140mm
Base height 245mm



C
NATO 50mm Threaded
Spring Base
Base diameter 80mm
Base height 200mm



D
NATO 50mm Threaded GPS
Spring Base
Base diameter 95mm
Base height 200mm



E
NATO 4-hole
Tilt Spring Base
4 x M10 or 3/8" Bolts
on 114mm PCD
Base diameter 140mm
Base height 280mm



F
NATO 4-hole GPS
Tilt Spring Base
4 x M10 or 3/8" Bolts
on 114mm PCD
Base diameter 140mm
Base height 305mm



G
NATO 50mm Threaded
Tilt Spring Base
Base diameter 80mm
Base height 260mm



H
NATO 50mm Threaded GPS
Tilt Spring Base
Base diameter 95mm
Base height 260mm

Antenna Whip Options

Whip - Standard

The standard whip has a soft top cap to provide some eye protection

A



Whip - Eye Protection

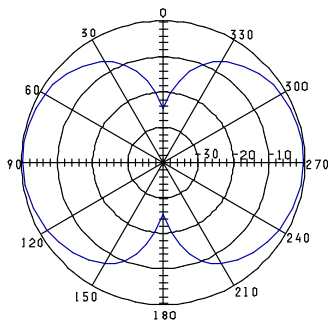
The eye protection whip has a top loop for eye protection which can also be used to attach a tie-down (see optional items below).

B

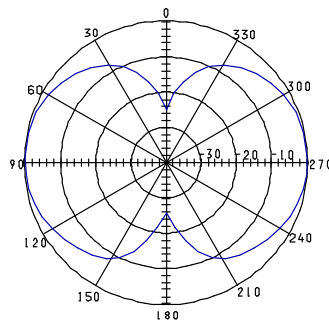


Optional Items	Description
Whip bag	Used to store the low profile steel whip during transportation
Tie-down kit	Used to tie down the antenna whip (used with whip type B)

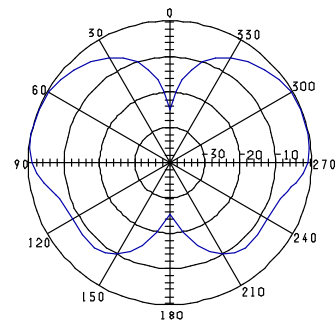
Radiation Diagram, Elevation:



30MHz

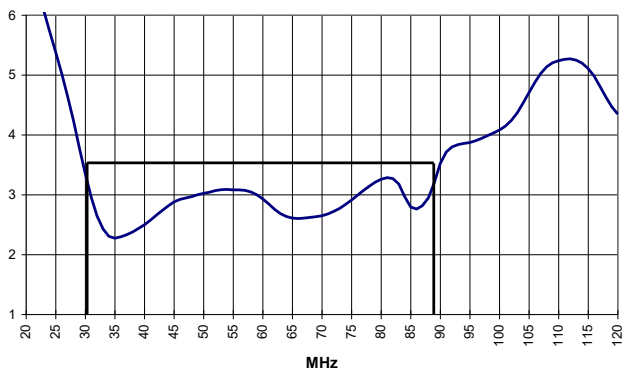


60MHz



88MHz

VSWR (typical)



GAIN, relative ¼ whip, centre ground plane

