

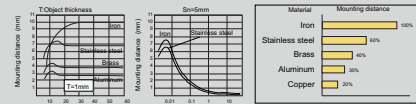
INSTALLATION

If used in an area surrounded by metal, install the proximity sensor as follows - (Sn = Sensing distance)

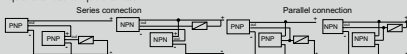


INDUCTIVE PROXIMITY APPLICATION DIRECTION

- Set mounting distance roughly equal to 80% of Sn.
- Set mounting distance roughly equal to 50% of Sn when sensor is used in high frequency or high speed circumstances.
- Mounting distance will change depending on material (iron, stainless steel, brass, copper and aluminum).



dJps series connection and parallel connection



CAPACITIVE PROXIMITY SENSOR MOUNTING DISTANCE SETTING

Capacitive proximity sensors can measure both metal and non metal objects such as iron, water, oil, glass, plastic...etc. The mounting distance varies with different objects because of different object conductivity, permittivity and water absorption. If the metal connects withground (GND) the maximum mounting distance can be obtained.



- The mounting distance of Capacitive proximity sensors can be adjusted and the mounting distance must be adjusted before installing, instead of after. For adjustment please refer to Fig.3.
- When operating the capacitive proximity sensor it should be far away from the high frequency electromagnetic interference, for example, supersonic wave emitter, high frequency.



How Inductive Sensors Work

Inductive proximity sensors generate a magnetic field from their detection face. Whenever an object moves into the sensor's field of detection, Eddy currents build up in the target and dampen the sensor's magnetic field. This effect triggers the sensor's output. Since a current in the target is needed for detection, inductive proximity sensors are uniquely suited for detection of all types of metals. Inductive proximity sensors come in two forms, shielded and unshielded. A shielded inductive proximity sensor can be embedded flush in its mounting material without affecting the sensor's field of detection. The unshielded inductive proximity sensor has the advantage of longer sensing distances, but the disadvantage of not being embeddable.

Applications where Inductive and Capacitive sensors can be used.



Please scan this Code with your QR enabled smart phone.

The Comus International group of companies consists of:



Comus International
454 Allwood Road
Clifton
New Jersey 07012
U.S.A

Tel: +1 (973) - 777 - 4900
Fax: +1 (973) - 777 - 8405
email: info@comus-int.com
Website: http://www.comus-int.com
ISO 9001:2008
CERTIFICATE NO. 03-22314



Comus Technologies BV
Jan Compertstraat 11
6414 SG Heerlen,
The Netherlands

Tel: +31 (0) 45 5439345
Fax: +31 (0) 45 5427214
email: gurec@comus-int.com (USA, Canada)
cheddar@comus-int.com
G.Kemper@comus.be (Europe, Asia)



Assemtech Limited
Unit 7, Rice Bridge Industrial Estate
B-3700 Trarigon
Belgium

Tel: +44 (0)1255 862236
Fax: +44 (0)1255 862014
email: sales@assemtech.co.uk
Website: http://www.assemtech.co.uk
ISO 9001:2008
CERTIFICATE NO. RH 21008



Switching Technologies Guntter
B-93-10, & C-1 Special Economic Zone
(MEPZ)
Kadapperi
Tambaram
Chennai 600 045
India

Tel: +91 44 43219090
Fax: +91 44 22428198
email: P.Kamath@stg-india.com
cheddar@comus-int.com
Website: http://www.comusindia.com



Comus Belgium BVBA
Overhauwilaan 40
B-3700 Trarigon
Belgium

Tel: +32 (0)12 390400
Fax: +32 (0)12 235754
email: info@comus.be
Website: http://www.comus.be




Comus Electronics and Technologies
India Private Limited
No 3, Kamaraj Nagar 2nd Street
Tambaram Sanatorium
Chennai 600045
India

Tel: +91 44 43219090
Fax: +91 44 22428198
email: P.Kamath@stg-india.com
cheddar@comus-int.com
Website: http://www.comusindia.com

We also have a large network of worldwide agents. These can be found on any of our websites, or on our company profile brochure

Inductive & Capacitive Proximity Switches Plastic Series

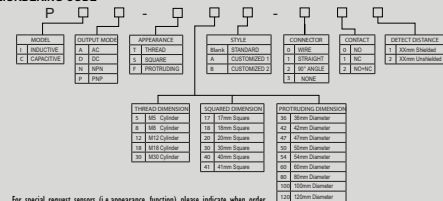


Thankyou for choosing Comus International sensors. Before installing and operating the sensor(s), please take a moment to read this instruction leaflet carefully. For any questions, please contact our technical team.

1.FEATURES

- Inductive and Capacitive proximity sensors.
- Style: Plastic housed either prewired or with connection terminals.
 - Let us know if you need instructions for another proximity sensor type.
- Shielded or unshielded types
- DC 2-wire (10-30V DC), DC 3-wire(10-30V DC), DC 4-wire(10-30V DC), AC 2-wire (90-250 AC) type .
- Connection mode: 2/3/4 wire or 2/3/4 pin connector AC and DC versions.
- Mounting distance (shielded/unshielded): 517,518(5mm), 520(8mm), 525(8mm), 530(15mm), 541(20mm) F34(15mm), F42(20mm), F47(20mm), F54(25mm), M30(10/15mm)
- LED operation indicator, easily identifiable.
- Overload, short circuitry protection; against polarity reversal
- Protection rate: IP67 cable version IP65 terminal box version (IP68 ratings can be specially ordered)
- Housing material ABS Plastic.
- Standard 2 metre cable, special cables or connectors can be fitted.
- Standard sensing object: Inductive sensor: ferrous metals; Capacitive sensor: metal or non-metallic objects.
- Widely applied in the measuring, counting an RPM mechanisms in the automation and production line industries.

2.ORDERING CODE



For special request sensors (i.e.appearance, function), please indicate when order.

3.CONNECTION

