

表面安装普通整流二极管

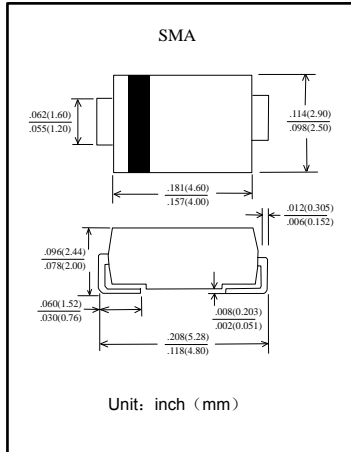
反向电压 50 --- 1000 V

正向电流 1.0 A

Surface Mount General Rectifier

Reverse Voltage 50 --- 1000 V

Forward Current 1.0 A



特征 Features

- 反向漏电流低 Low reverse leakage
- 正向浪涌承受能力较强 High forward surge capability
- 高温焊接保证 High temperature soldering guaranteed:
260°C/10 秒 seconds at terminals
- 引线 and 管体皆符合RoHS标准。
Lead and body according with RoHS standard

机械数据 Mechanical Data

- 封装: 塑料封装 Case: Molded plastic body
- 端子: 焊料被镀 Terminals: Solder plated
- 极性: 色环端为负极 Polarity: Color band denotes cathode end
- 安装位置: 任意 Mounting Position: Any

极限值和电参数 TA = 25°C 除非另有规定。

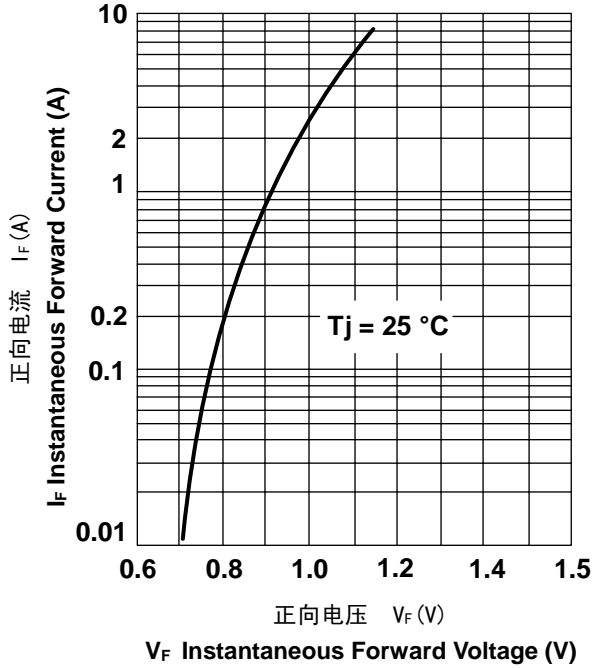
Maximum Ratings & Electrical Characteristics Ratings at 25°C ambient temperature unless otherwise specified.

	符号 Symbols	S1A	S1B	S1D	S1G	S1J	S1K	S1M	单位 Unit
最大峰值反向电压 Maximum repetitive peak reverse voltage	V_{RRM}	50	100	200	400	600	800	1000	V
最大反向有效值电压 Maximum RMS voltage	$V_{R(RMS)}$	35	70	140	280	420	560	700	V
最大直流阻断电压 Maximum DC blocking voltage	V_{DC}	50	100	200	400	600	800	1000	V
最大正向平均整流电流 Maximum average forward rectified current	I_{AV}	1.0							A
最大正向电压降 IF = 1.0A Maximum forward voltage	V_F	1.1							V
正向峰值浪涌电流 8.3ms 单一正弦半波 Peak forward surge current 8.3 ms single half sine-wave	I_{FSM}	30							A
最大反向漏电流 TA = 25°C Maximum reverse current TA = 100°C	I_R	5 50							uA
典型热阻 Typical thermal resistance	$R_{\theta JA}$	75					85		°C/W
典型结电容 VR = 4.0V f = 1.0MHz Type junction capacitance	C_j	12							pF
工作温度和存储温度 Operating junction and storage temperature range	T_j, T_{STG}	-55 --- +150							°C

特性曲线 Characteristic Curves

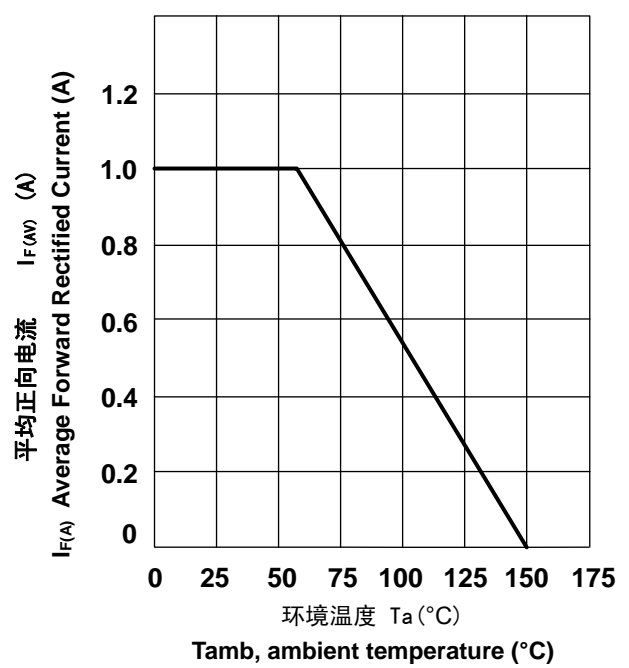
正向特性曲线 (典型值)

TYPICAL FORWARD CHARACTERISTIC



正向电流降额曲线

FORWARD CURRENT DERATING CURVE



浪涌特性曲线 (最大值)

MAXIMUM NON REPETITIVE PEAK FORWARD SURGE CURRENT

