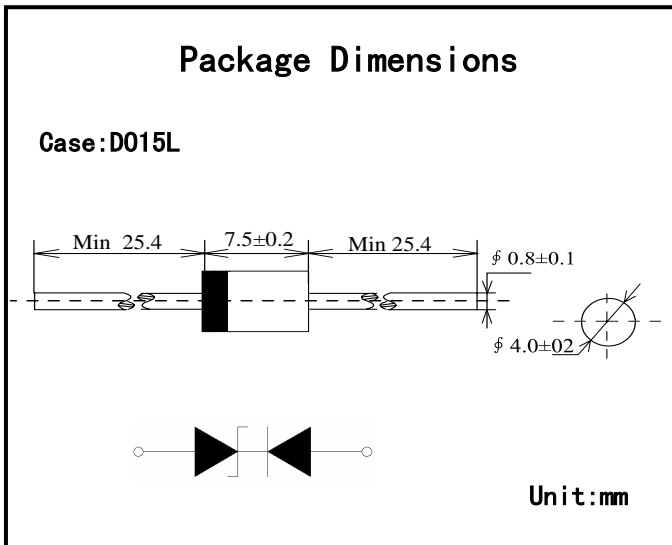


功率缓冲二极管

Power Snubber Diode

**1. 特征 Features**

- 小型化, 高可靠性
Miniaturization, High Reliability
- 替代传统的 RCD 缓冲电路
Substitution traditional RCD snubber circuit
- 钳位电压稳定
Steady Clamping voltage
- 高温焊接保证
High temperature soldering guaranteed
260°C/10 秒, 9.5mm 引线长度
260°C/10s, 9.5mm lead length
- 引线 and 管体皆符合 RoHS 标准
Lead and body according with RoHS standard

2. 机械数据 Mechanical Data

极性标识: FR 阴极端用色环标识

Polarity: Color band denotes FR cathode end

3. 极限值和温度特性 TA = 25°C 除非另有规定

Maximum Ratings & Temperature Characteristics Ratings at 25°C ambient temperature unless otherwise specified.

项目 Item	参数 Symbol	条件 Conditions	ZD	FR	单位 Unit
最大反向功率损耗 Maximum surge reverse power	PRSM	10/1000us Non-repetitive	300	-	W
最大反向浪涌电流 Maximum surge reverse Current	IRSM	10/1000us Non-repetitive	1.0	-	A
最大反向电压 Maximum reverse voltage	VRM	-	170	600	V
储存温度 Storage temperature	Tstg	-	-40~150		°C
最高结温 Operating junction temperature	Tj	-	150		°C

电特性 TA = 25°C 除非另有规定。

Electrical Characteristics Ratings at 25°C ambient temperature unless otherwise specified.

转折电压 Breakdown voltage	VBR	IT=1mA	MIN. 185 TYP. 200 MAX. 215	- - -	V
钳位电压 Clamping voltage	Vcl	Ipp=0.7A	MAX. 300	-	V
漏电流 Leakage current	IR	VR=170V VR=600V	MAX. 5.0 -	- MAX. 5.0	uA
最大反向恢复时间 Max Reverse Recovery Time	TRR	IF=0.5A IR=1.0A IRR=0.25A		MAX. 250	ns
典型热阻 Typical thermal resistance	RθJL	结到引线 Junction to lead	MAX. 13	MAX. 13	°C/W

4. 特性曲线 Characteristics Curves

图 1-转折电压温度特性曲线

Fig.-Breakdown Voltage & Temperature Characteristics Curves

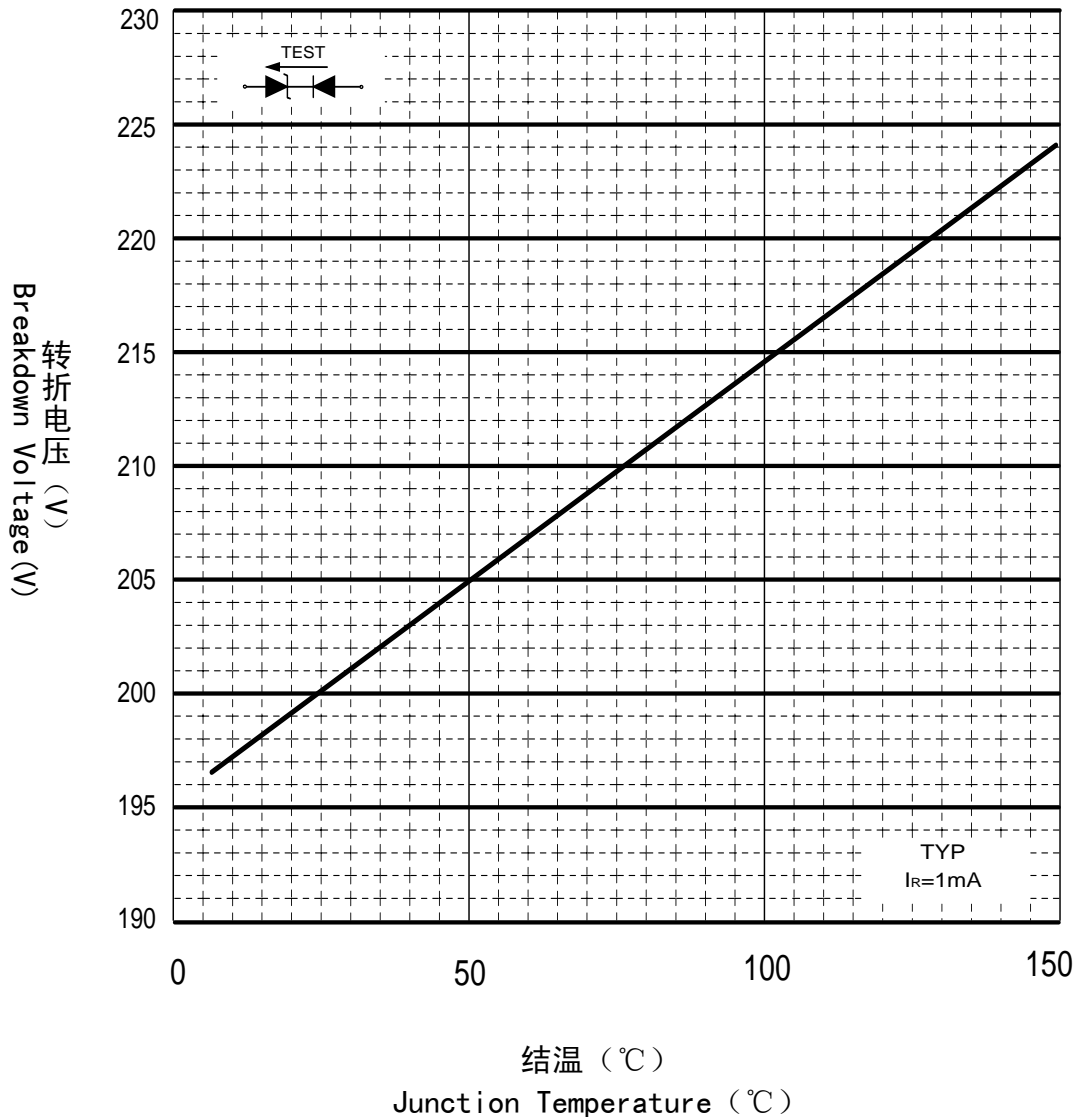


图 2- FR 漏电流温度曲线

Fig. 2- FR Leakage current & Temperature Characteristics Curves

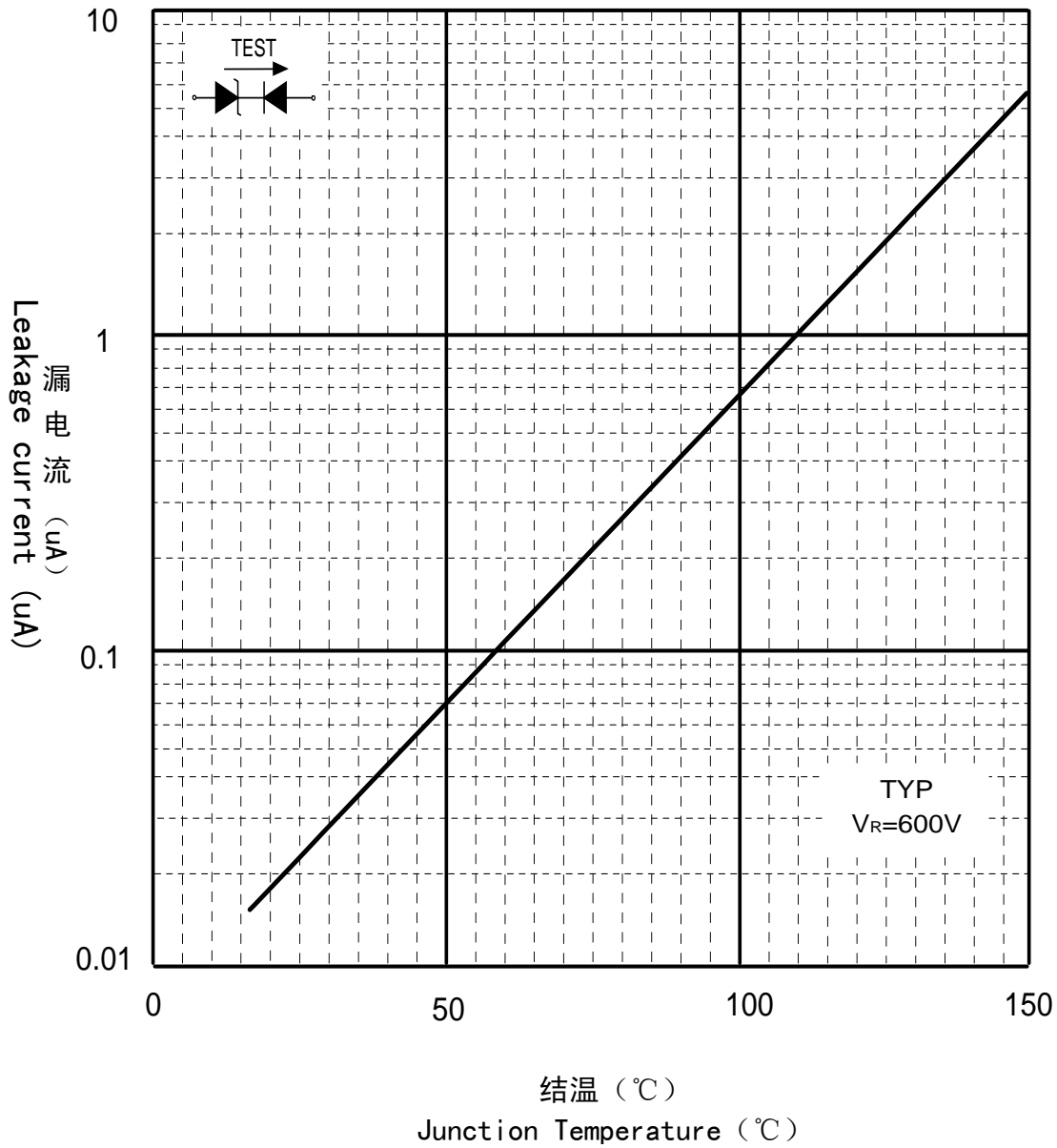
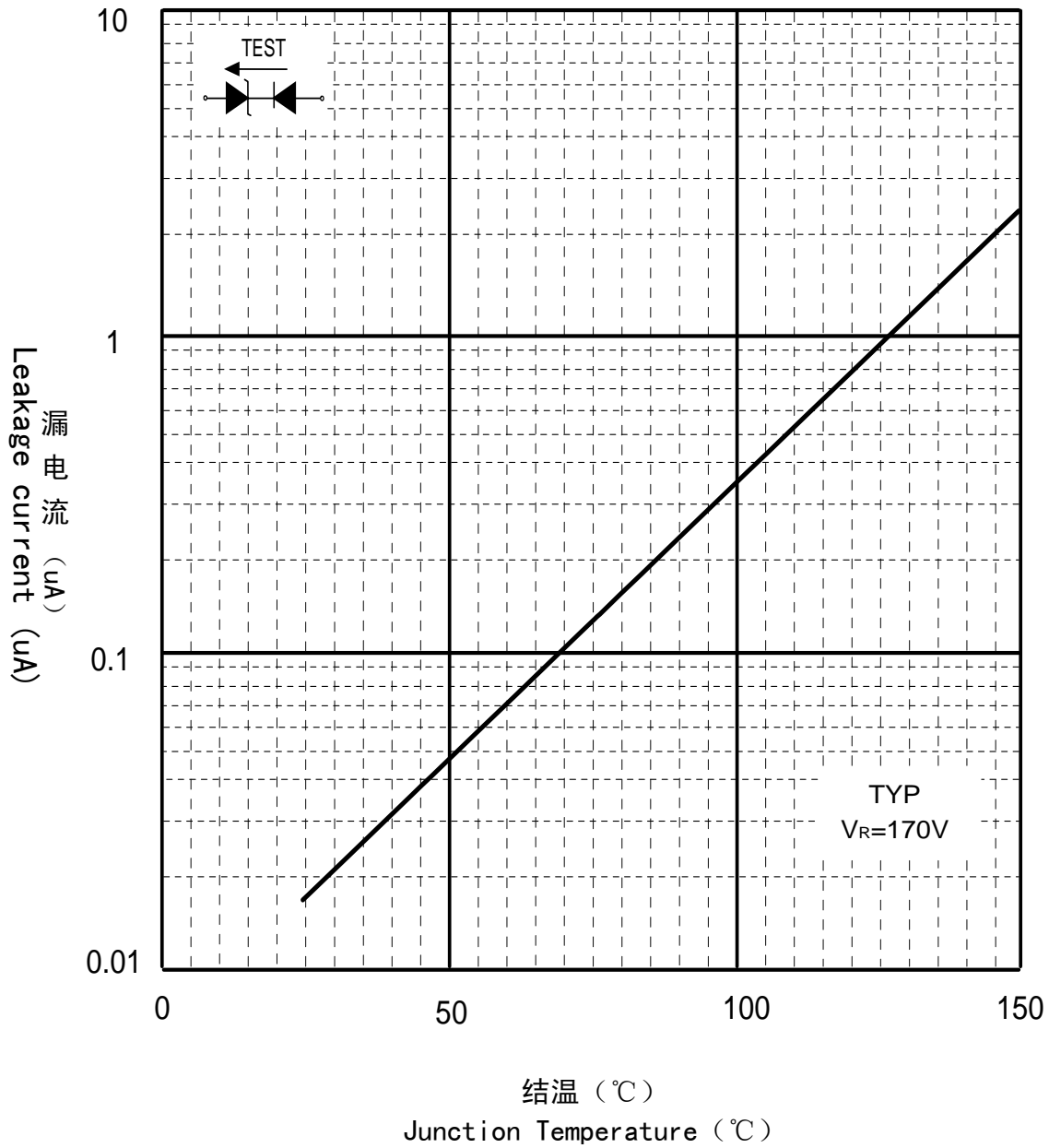


图 3- Zener 漏电流温度曲线

Fig.3-Zener Leakage current & Temperature Characteristics Curves



5. 典型用途 Typical Application

应用于反激式电源的缓冲电路 Applied in fly back power's snubber circuit

