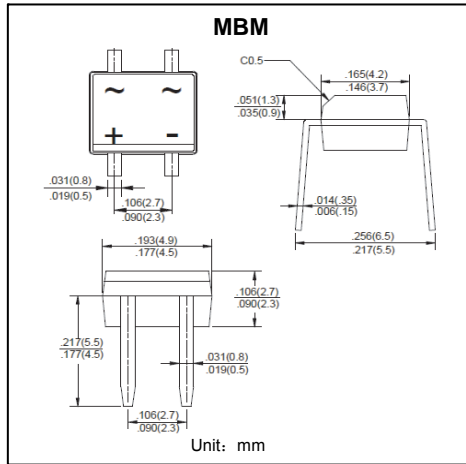


塑封硅整流桥堆
反向电压 200---1000V
正向电流 0.8 A

Single-phase Silicon Bridge Rectifier
Reverse Voltage 200 to 1000 V
Forward Current 0.8A



特征 Features

- 高电流浪涌承受能力 High surge current Capability
- 高温焊接保证 High temperature soldering guaranteed:
260°C/10 秒 260°C/10 seconds
- 引线 and 管体皆符合 RoHS 标准。
Lead and body according with RoHS standard

机械数据 Mechanical Data

- 封装: 塑料封装 Case: Molded Plastic
- 极性: 标记模压或印于本体 Polarity: Symbols molded or marked on body
- 安装位置: 任意 Mounting Position: Any

极限值和温度特性 TA = 25°C 除非另有规定。

Maximum Ratings & Thermal Characteristics Ratings at 25°C ambient temperature unless otherwise specified.

	符号 Symbols	MB2M	MB4M	MB6M	MB8M	MB10M	单位 Unit
最大可重复峰值反向电压 Maximum repetitive peak reverse voltage	V_{RRM}	200	400	600	800	1000	V
最大均方根电压 Maximum RMS voltage	V_{RMS}	140	280	420	560	700	V
最大直流阻断电压 Maximum DC blocking voltage	V_{DC}	200	400	600	800	1000	V
最大正向平均整流电流 TC = 100°C Maximum average forward rectified current	$I_{F(AV)}$	0.8					A
峰值正向浪涌电流 8.3ms 单一正弦半波 Peak forward surge current 8.3 ms single half sine-wave	I_{FSM}	30					A
典型热阻 Typical thermal resistance	$R_{\theta JA}$	75					°C/W
工作结温和存储温度 Operating junction and storage temperature range	T_j, T_{STG}	-55--- +150					°C

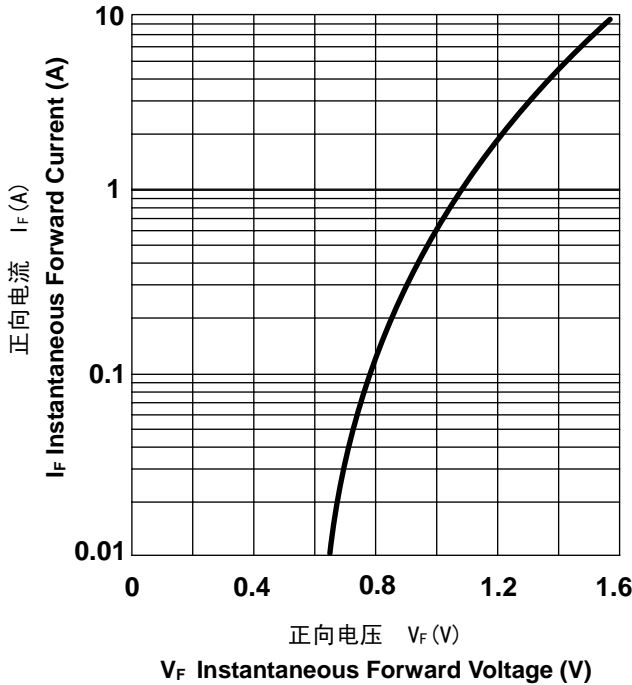
电特性 TA = 25°C 除非另有规定。

Electrical Characteristics Ratings at 25°C ambient temperature unless otherwise specified.

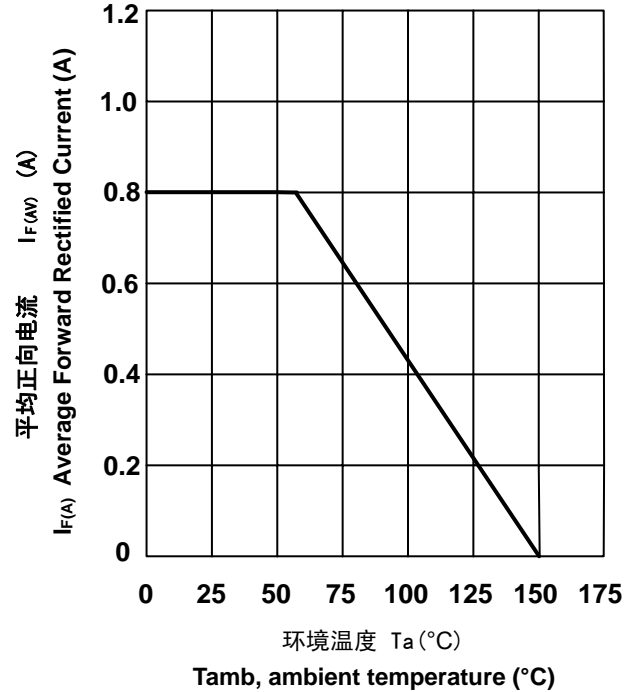
	符号 Symbols	MB2M	MB4M	MB6M	MB8M	MB10M	单位 Unit
最大正向电压 $I_F = 0.4A$ Maximum forward voltage	V_F	1.0					V
最大反向电流 Maximum reverse current	I_R	5.0 500					μA
典型结电容 $V_R = 4.0V, f = 1MHz$ Type junction capacitance	C_j	10					pF

特性曲线 Characteristic Curves

正向特性曲线 (典型值)
TYPICAL FORWARD CHARACTERISTIC



正向电流降额曲线
FORWARD CURRENT DERATING CURVE



浪涌特性曲线 (最大值)
MAXIMUM NON REPETITIVE
PEAK FORWARD SURGE CURRENT

