



EB-5000S

Soldering Station








EB-5000S COMPONENTS

EB-5000PS	Power Supply
SHH-2	Soldering Handpiece Holder
SHP-T	Soldering Handpiece
RMP-1	Tip Removal Pad
SG-1-GY	Handpiece Grip Gray
SG-1-BK	Handpiece Grip Black
BC-1	Brass Curls
SPG-1	Sulphide Free Sponge

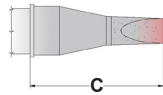


EB-5000S SPECIFICATIONS

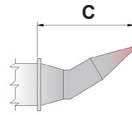
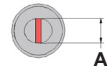
Input Line Voltage: EB-5000PS-1	100-110 VAC, 52W
EB-5000PS-2	220-240 VAC, 52W
Tip to Ground Potential:	<2mV, true RMS 50-500Hz
Tip to Ground Resistance:	<2 Ohms DC
Idle temperature Stability:	+/- 1.1 °C (2 °F)
Maximum Enclosure Temperature:	50 °C (122 °F)
Fuse: EB-5000PS-1	125V 1A
EB-5000PS-2	250V 0.5A
Output Power (Maximum):	30 Watts
Output Frequency:	13.56 MHz
Size (W x H x D):	112mm x 205mm x 117mm
Weight:	2.58 KG
Input Line Frequency:	50/60 Hz
Certification marks:	    

EB-5000S

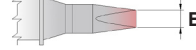
ET Series Tip Cartridges



CHISEL

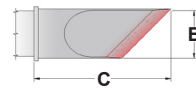


CHISEL BENT



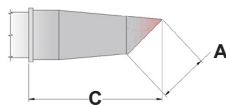
Part Number	A		C	
	MM	IN.	MM	IN.
ET70CH012	1.20	0.05"	13.00	0.51"
ET70CH016	1.60	0.06"	13.00	0.51"
ET70CH024	2.40	0.09"	13.00	0.51"
ET70CH032	3.20	0.13"	8.00	0.31"
ET70CH052	5.20	0.20"	12.00	0.47"
ETM70CH175	2.50	0.10"	10.00	0.39"
ETM70CH176	1.78	0.07"	10.00	0.39"
ETM70CH177	1.50	0.06"	10.00	0.39"
ETM70CH178	1.00	0.04"	9.00	0.35"
ETM70CH179	1.00	0.04"	6.40	0.25"
ETM70CH180	3.00	0.12"	8.90	0.35"
ETM70CH181	3.00	0.12"	5.20	0.20"
ETM70CH250	5.00	0.20"	7.50	0.30"
ETM70CP200	2.50	0.10"	6.40	0.25"
ETM70CP201	1.80	0.07"	6.40	0.25"
ETM70LC650	5.00	0.20"	11.40	0.45"
ETM70LR403	1.78	0.07"	15.00	0.59"

Part Number	B		C	
	MM	IN.	MM	IN.
ETM70CB225	1.78	0.07"	10.00	0.39"
ETM70CB226	1.50	0.06"	12.00	0.47"

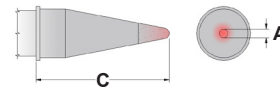


KNIFE

Part Number	B		C	
	MM	IN.	MM	IN.
ET70K047	4.70	0.19"	13.00	0.51"
ETM70DS526	4.83	0.19"	16.00	0.63"
ETM70K100	4.83	0.19"	16.40	0.65"



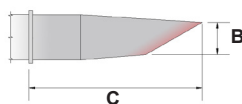
BEVEL



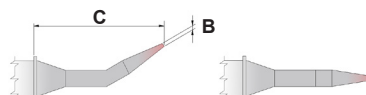
CONICAL

Part Number	A		C	
	MM	IN.	MM	IN.
ET70BV010	1.00	0.04"	13.40	0.53"
ET70BV030	3.30	0.13"	13.00	0.51"
ETM70BV350	1.78	0.07"	14.00	0.55"
ETM70BS602	1.80	0.07"	6.40	0.25"
ETM70LR400	1.00	0.04"	14.60	0.57"

Part Number	A		C	
	MM	IN.	MM	IN.
ET70C004	0.40	0.016"	10.40	0.41"
ET70C010	1.00	0.04"	13.00	0.51"
ETM70C300	0.40	0.016"	14.00	0.55"
ETM70C301	0.50	0.02"	5.00	0.20"
ETM70CP302	0.40	0.016"	8.90	0.35"
ETM70CP303	1.00	0.04"	7.40	0.29"
ETM70CS150	0.40	0.016"	13.00	0.51"
ETM70CS151	1.00	0.04"	13.40	0.53"
ETM70CS152	0.40	0.016"	8.50	0.33"
ETM70CS154	1.00	0.04"	16.40	0.65"
ETM70CS155	0.50	0.02"	15.40	0.61"
ETM70MF375	0.25	0.01"	13.40	0.53"



HOOF



CONICAL BENT

Part Number	B		C	
	MM	IN.	MM	IN.
ET70WV020	2.00	0.08"	13.00	0.51"
ETM70DS525	3.30	0.13"	17.90	0.70"
ETM70DS529	1.52	0.06"	16.40	0.65"
ETM70LR401	3.05	0.12"	16.40	0.65"
ETM70WV300	3.00	0.12"	14.50	0.57"

Part Number	B		C	
	MM	IN.	MM	IN.
ETM70B325	0.40	0.016"	16.00	0.63"
ETM70MD575	0.51	0.02"	15.40	0.61"
ETM70SB275	0.40	0.016"	8.40	0.33"
ETM70SB276	0.50	0.02"	14.00	0.55"

60 = Temperature Sensitive 70 = Standard Applications 80 = High Performance

