

FlowGrid for Axial and Centrifugal Fans

Less noise – more quality of life

ebmpapst

The engineer's choice




Innovating for people

FlowGrid stands for ...

efficient noise protection features in cooling, ventilation and air-conditioning technology. ebm-papst offers a future-oriented solution for the problem of high-performance technology generating disturbing noise: FlowGrid for axial and centrifugal fans. The grille on the air-inlet side drastically reduces the noise emissions and minimises disturbing low frequency tones.

There are often problems wherever people and technology share space. The movement of air, for example, often goes hand in hand with noise. With FlowGrid, noise-generating disturbances in the fan inflow are a thing of the past!!

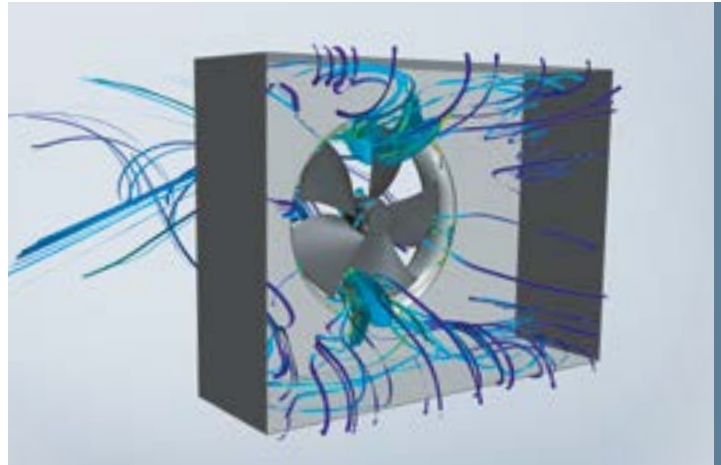


Whether it's heat pumps in the garden, supermarket condensers or ventilation systems on an industrial estate: FlowGrid, the innovative air-inlet grille from ebm-papst, combines high technical performance with drastic noise reduction.

Noise disturbances – Cause and solution

Situation

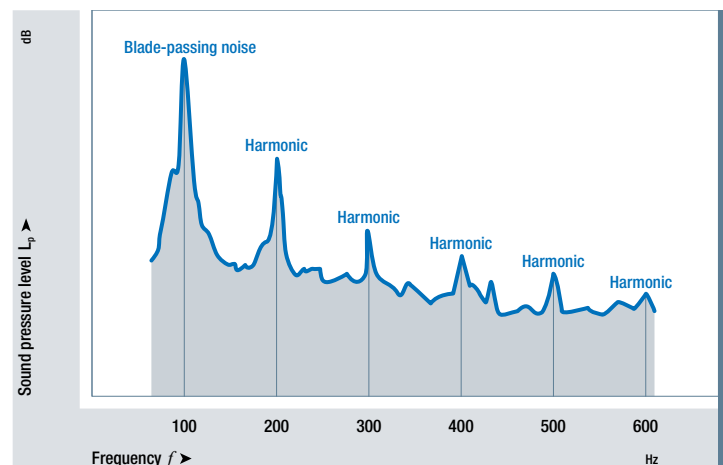
Excess noise is the result of the inflow of air to a fan being disturbed. Asymmetrical suction conditions, such as the walls of a device being at different distances from the fan, create powerful vortices. In the narrowest areas, these combine to form so-called vortex strings. These turbulences then hit the rotating blades of the fan, generating noise – specifically a broadband noise and additional narrowband, tonal frequency components, known as propeller noise or tonal noise.



Formation of air vortices due to an asymmetrical intake area.

Noise spectrum

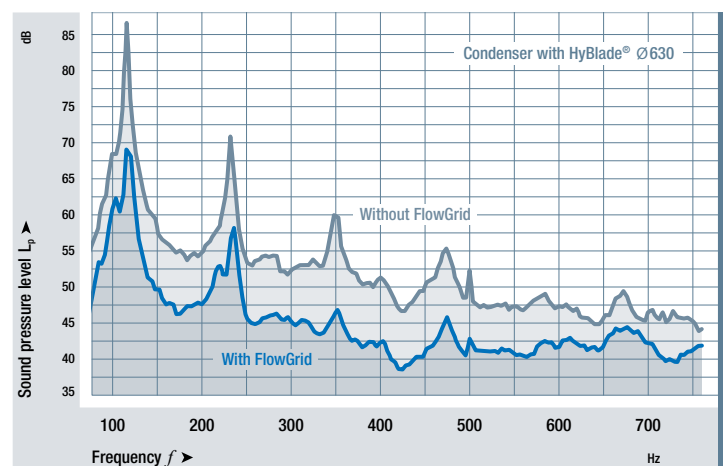
The tonal noise consists of the blade-passing noise and its harmonics. The frequency of the blade-passing noise can be calculated as the sum of the fan speed and the number of blades. The harmonics of the blade-passing noise are integer multiples of it. An axial fan with five blades and 1,200 rpm, for example, would result in a blade-passing noise with a frequency of 100 Hz. The respective frequency of the blade-passing noise and its harmonics result in high elevations in the sound pressure level, especially in the low-frequency range. But it is exactly this level where it is particularly difficult to reduce noise. Passive noise-reduction measures often mean large space requirements and high costs.



The noise spectrum is characterised by narrowband, tonal frequency components – tonal noise.

Solution

FlowGrid, the grille on the air intake side, drastically reduces the noise-generating disturbances. The vortex strings are split when hitting the grille and considerably weakened as they flow through it. This reduces the sound pressure in the entire frequency range, but particularly the disturbing low frequency tonal range. The result is a considerably lower sound pressure level and a noise which is less disturbing. This means that noise regulations can be complied with more easily and the well-being of people in the direct vicinity is not affected.




A clear improvement: FlowGrid reduces the sound pressure level and considerably weakens tonal noise.


Less noise – Proven by measurement results

As a global player, we have to consider global issues. This also includes acting in an environmentally-conscious way. An important part of this is the reduction of noise, which plays a major role in regard to general quality of life. With FlowGrid, ebm-papst is making a clear contribution to active noise reduction. The innovative air-intake grilles work with both axial and centrifugal fans whilst not affecting their high efficiency in any way. Using them can help to reduce or entirely avoid the use of cost-intensive, passive noise-reduction measures. It is no surprise then that FlowGrid has a patent pending. The measurement results detailed below show the benefits that FlowGrid can offer.

FlowGrid – benefits at a glance



Noise reduction
Low noise emissions



Compactness
Low space requirements



Efficiency
Low power consumption
High air performance



Sustainability
Conservation of resources during development, production and operation



Plug & play
Low installation cost and commissioning work

Low profil air handling unit with RadiPac Ø 250



Function

Ventilation and aeration of rooms, with or without heat recovery.

Design

The spaces to be air-conditioned are supplied with conditioned air via ducts. The sound is carried through the ducts into the rooms, requiring the use of additional noise-reduction measures such as acoustic insulation.

Challenge

Noise reduction regulations must be complied with. Furthermore, the disturbing tonal noise should be prevented from entering the rooms.

Benefits of FlowGrid

Reduction of the noise level by 2.5 dB(A) and of the blade-passing noise by 9 dB. Acoustic insulation costs can be greatly reduced.

Δ-Sound power level

–2.5 dB(A)

–9 dB

Air purifier with RadiCal Ø 310



Function

Creating a comfortable climate through purifying the air from allergens and dust particles.

Design

The fan is installed in a housing with a filter for airborne material.

Challenge

The air inflow is disturbed by the filter on the intake side and by the limited installation dimensions. As the devices are mostly installed in areas where people live or spend long periods of time, reducing noise emissions plays an important role.

Benefits of FlowGrid

Reduction of the noise level by 2.8 dB(A) and of the blade-passing noise by 10 dB. This leads to a comfortable climate without any disturbing operating noises.

–2.8 dB(A)

–10 dB

Air-water heat pump with RadiCal Ø 450



Function

Heat is extracted from the outside air. This is used to heat the residential building via a circulatory system.

Design

The centrifugal fan is installed in a housing directly behind an evaporator.

Challenge

In compact heat pumps, the evaporator is placed very close to the fan. Excess noise is created by the disturbed air inflow. As they are used in residential buildings, however, noise limit values need to be complied with.

Benefits of FlowGrid

Noise limit values are complied with and the blade-passing noise is reduced by 4 dB. This results in less disturbing noise.

–2.5 dB(A)

–4 dB

Central air handling unit with RadiCal Ø 630



Function

Central ventilation and aeration of rooms, with or without heat recovery and outside air treatment.

Design

Apart from the fans, components such as filters, heat exchangers, humidifiers and de-humidifiers are installed in the device. The fans press air through the device and then through ventilation ducts.

Challenge

Significant turbulences at the fan inlet, due to low distances between the fan and the walls in the intake area, as well as components of the device, impede the flow of air.

Benefits of FlowGrid

Reduction of the noise level by 3.3 dB(A) and of the blade-passing noise by 9 dB, reducing the need for acoustic insulation.

–3.3 dB(A)

–9 dB

Δ-Blade-passing noise sound pressure level




FlowGrid for axial and centrifugal fans

- + Reduced noise range**
 - Lower noise level
 - Drastically reduced tonal noise
- + Maintaining efficiency**
 - Air performance unaffected
 - No increase in input power
- + Compact design**
 - Low space requirements
 - Less acoustic insulation work
- + Quick assembly**
 - Through-holes for simple mounting
 - Customer-specific mounting on request
- + Effective environmental protection**
 - Noise reduction as an important part of environmentally friendly operation
- + Robust design**
 - Made from composite material
 - Available with fire protection class UL94-5VA




Noise



Efficiency



Plug&Play



Compactness



Sustainability

The sound of silence

Air-water heat pump with HyBlade® Ø 630



Function

Heat is extracted from the outside air. This is used to heat the residential building via a circulatory system.

Design

The axial fan is installed directly behind an evaporator for horizontal or vertical air conduction.

Challenge

In compact heat pumps, the evaporator is placed very close to the fan. Excess noise is created by the installation position. As heat pumps are used in residential buildings, however, noise limit values need to be complied with.

Benefits of FlowGrid

Noise limit values are complied with and the blade-passing noise is reduced by 12 dB.

Condenser with HyBlade® Ø 710



Function

Extraction of heat arising in a coolant circuit.

Design

One or multiple axial fans extract outside air through a horizontally arranged heat exchanger.


Challenge

The fans are placed very close to the heat exchanger. This results in the air inflow being disturbed. If multiple fans are used in one condenser, the uneven air inflow becomes stronger.

Benefits of FlowGrid

Reduction of the noise level by 3.9 dB(A) and a huge reduction of the blade-passing noise by 16 dB. This results in much less disturbing noise.

V-shaped condenser with HyBlade® Ø 800



Function

Extraction of heat arising in a coolant circuit.

Design

One or multiple axial fans extract outside air through a heat exchanger arranged in V-form.

Challenge

Due to the size of the heat exchanger, the distances between it and the fan vary greatly. This leads to turbulences being created in the intake area.

Benefits of FlowGrid

Reduction of the noise level by 1.3 dB(A) and of the blade-passing noise by 7 dB.

Condenser with HyBlade® Ø 800 and AxiTop



Function

Extraction of heat arising in a coolant circuit.

Design

Outside air is sucked through a heat exchanger. The condenser, with a horizontally arranged exchanger, has an axial fan with an AxiTop diffuser unit installed on the pressure side.

Challenge

Despite an already low noise level, there is still a disturbing tonal noise.

Benefits of FlowGrid

Additional reduction of the noise level by 2.8 dB(A) and of the blade-passing noise by 12 dB.

Δ-Sound power level

-2.7 dB(A)

-12 dB

-3.9 dB(A)

-16 dB

-1.3 dB(A)

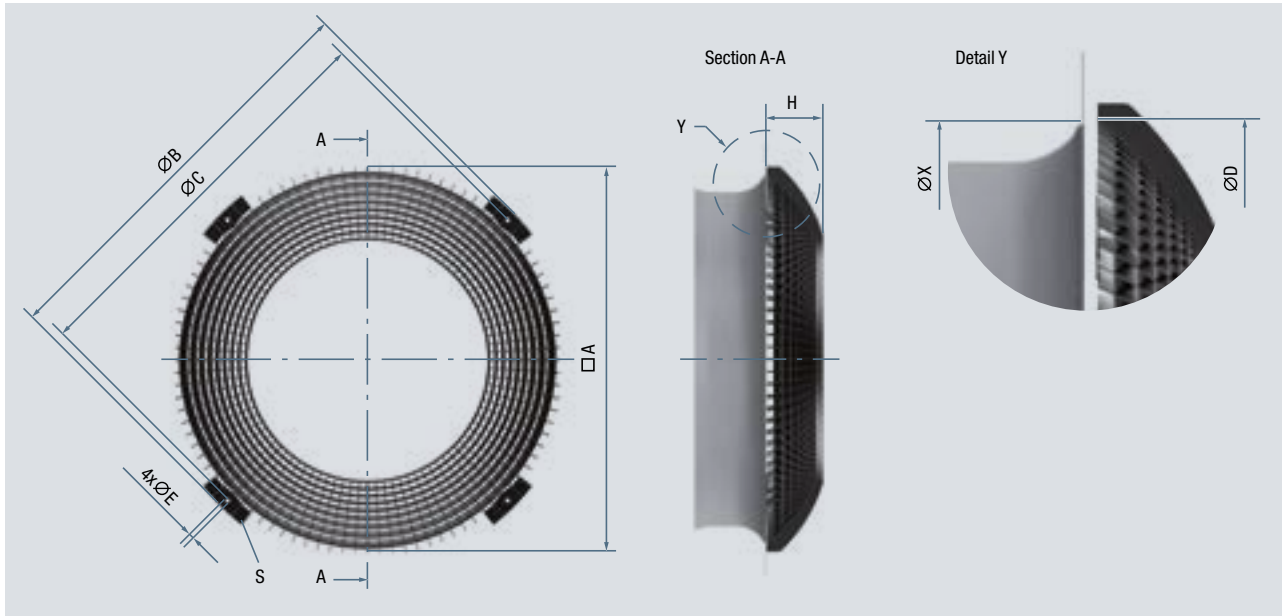
-7 dB

-2.8 dB(A)

-12 dB

Δ-Blade-passing noise sound pressure level

FlowGrid – Always a good solution



Item no.	RadiCal	RadiPac	HyBlade®	A	B	C	D	E	S	H
00190-2-2957	175, 190	–	–	165	165	155	150	6	2,0	30
00250-2-2957	220, 225	250	–	223	223	215	210	6	2,0	35
20280-2-2957	250, 280	280	200	255	255	245	245	6	2,0	40
25310-2-2957	310	310	250	300	300	290	282	6	2,0	50
00400-2-2957	355, 400	355	–	350	350	335	325	8	2,5	60
31450-2-2957	450	400	300, 315	390	390	374	365	8	2,5	70
35500-2-2957	500	450, 500	330, 350	440	440	422	412	8	2,5	80
40560-2-2957	–	560	400	515	530	500	462	10	3,0	85
00630-2-2957	560, 630	630	–	565	565	545	532	10	3,0	90
50710-2-2957	–	710	450, 500	590	670	630	580	10	3,0	105
63800-2-2957	–	800	560, 630	734	790	750	724	10	3,0	125
80900-2-2957	–	900	710, 800	930	1000	960	920	10	3,5	155
91000-2-2957	–	–	910	1035	1120	1075	1025	10	3,5	165

A: Minimum installation dimension
 B: Outer diameter
 C: Pitch circle diameter
 D: Reference diameter for matching with the nozzle
 E: Hole diameter
 S: thickness of fixing attachment
 H: Installation height

X: Nozzle diameter at bent outer end

The reference diameter must be at least equal to the nozzle diameter at the bent outer end ($D \geq X$)



ebm-papst
Mulfingen GmbH & Co. KG

Bachmühle 2
74673 Mulfingen
Germany
Phone +49 7938 81-0
Fax +49 7938 81-110
info1@de.ebmpapst.com

ebmpapst
The engineer's choice