

LUMEWAVE

By  **ECHELON**®

Lumewave TLX Starter Kit Welcome Note



Overview

Congratulations on acquiring Echelon's Lumewave Starter Kit, a virtual 'Pilot program in a box' which will enable you to get started on a real world prototype of your Lighting control system.


The starter kit is the beginning – you will be able to monitor your energy and tune your system to maximize energy and cost savings.



Fixture Recommendations: The TLX Starter Kit (Twist Lock version , Echelon orderable part # 101000) The TLX Starter Kit is designed to be utilized on fixtures that currently have a twist-lock photocell receptacle (NEMA 136.10)*. The starter kit includes a dimming twist-lock photocell receptacles (NEMA 136.41). A 0-10V dimming driver is recommended for maximum functionality and energy savings.

*If your fixture does not have a twist-lock photocell receptacle connector, please consider the TOP900TN with a threaded nipple connector.

Box Contents

Inside you will find the following;

Quantity	Description	PN	Image
1ea	Lumewave Ethernet Gateway	100111	
1ea	LumeStar Software USB Drive		

5ea	TOP900TLX (Gray)	100118	
5ea	7-Wire Photocell Receptacle - NEMA 136.41		
5ea	Slip Cover (Bronze)	400411	

LumeStar Software USB Drive

On the LumeStar software USB drive you will find the following:

- 1) The LumeStar Windows Installer Package. LumeStar_V4.225.x.msi
- 2) Lumewave Installation Manual
- 3) Lumewave Ethernet Gateway Configuration Manual
- 4) System set up Guidelines (setting up groups, best practices etc.)



Launch your Pilot Program!!