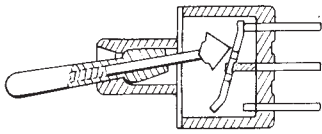
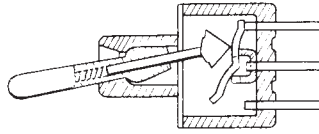


Construction Detail Wiring and Electrical Diagrams for Standard Miniature Switches

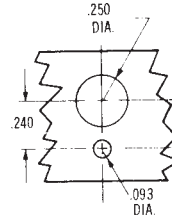
CONSTRUCTION DETAIL



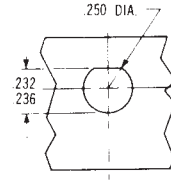
2 POSITION on-none-on



3 POSITION on-off-on

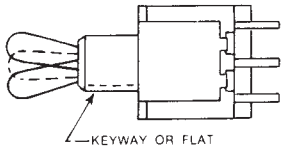


For 1/4" Bushing and Standard Locking Ring

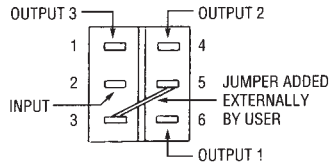


For 1/4" Flatted Bushing

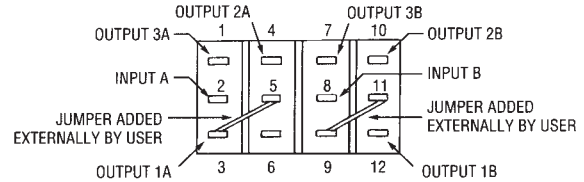
WIRING FOR 3 POSITION CONVERSION



KEYWAY OR FLAT



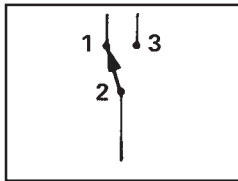
Single Pole Using Double Pole Switch
(For 232, 233 and 235 Circuits)



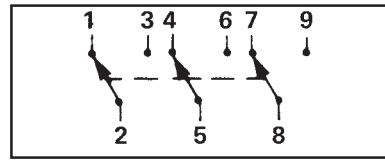
Double Pole Using Four Pole Switch
(For 432, 433 and 435 Circuits)

TOGGLE UP	Output 1	Output 1A, 1B
TOGGLE CENTER	Output 2	Output 2A, 2B
TOGGLE DOWN (Keyway or Flat)	Output 3	Output 3A, 3B

ELECTRICAL DIAGRAMS

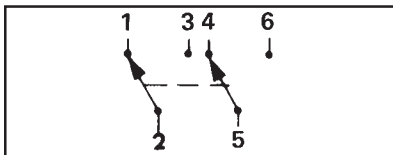


SP



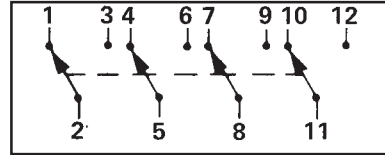
3-P

ALL EXCEPT 232, 233, 235 **Note A**



DP

ALL EXCEPT 432, 433, 435 **Note B**



3-P

NOTES

NOTE A: Circuitry	LEVER LEFT	CENTER	RIGHT (KEYWAY)	NOTE B: Circuitry	LEVER LEFT	CENTER	RIGHT (KEYWAY)
232	On 2-3 5-6	On 2-3 4-5	On 1-2 4-5	432	On 2-3-8-9 5-6-11-12	On 2-3-8-9 4-5-10-11	On 1-2-7-8 4-5-10-11
233	On 2-3 5-6	On 2-3 4-5	On* 1-2 4-5	433	On 2-3-8-9 5-6-11-12	On 2-3-8-9 4-5-10-11	On* 1-2-7-8 4-5-10-11
235	On* 2-3 5-6	On 2-3 4-5	On* 1-2 4-5	435	On* 2-3-8-9 5-6-11-12	On 2-3-8-9 4-5-10-11	On* 1-2-7-8 4-5-10-11

Other configurations available on special order.