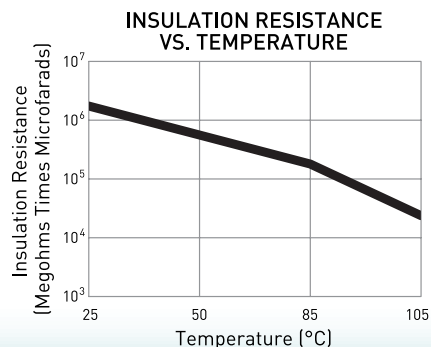
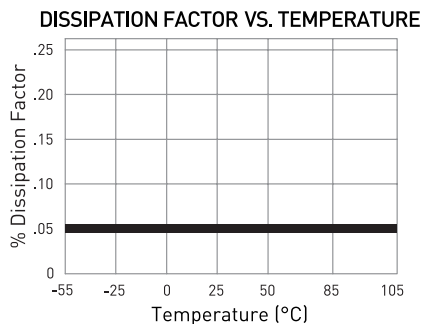
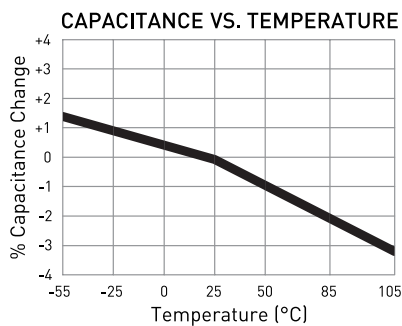


Double Metallized Polypropylene 985B Series Film Capacitors

High Current

The Electrocube 985B series is a rugged, non-inductively wound double metallized high current capacitor. Proudly made in the U.S. with proprietary techniques, it offers high frequency operation, high current and low ESR in a miniature package. The 985B series is part of Electrocube's designated line of capacitors specially designed and optimized for high temperature, high current applications subject to AC and pulsing signals. Able to handle high surge currents without degrading, this series is an excellent replacement for electrolytic capacitors. Engineers prefer the 985B series high-grade materials, design and manufacturing for high-powered inverter applications; rugged military and commercial land and sea applications; AC power, solar-, wind-, and steam-power generation, and avionics, electric vehicles and robotics.

Typical Dielectric Characteristic Curves



985B Series

Oval shape with axial-lead wrap and fill. Also available in round configuration

Features

- Protective clear wrap offered on all wrap and fill units
- Extended electrode construction and standard tin-coated, oxygen-free solid copper leads
- Tolerances available to $\pm 1\%$
- Epoxy Resin endfills meet or exceed flammability requirements of UL94V0
- Compliance and certification to worldwide and other environmental standards available upon request; RoHS and Non-RoHS available on most units
- May be used for frequencies up to 100 KHz
- Customizable insulating sleeves, mountings, special terminals, non-standard leads, circuit connections and other hardware
- Assorted styles, ratings and customization for unusual requirements necessitated by special circuit applications (including higher IR or lower DF)
- Dimensional variations for all mfd. values available with same volume

Specifications

Temperature range

- Will withstand -55°C to +105°C at rated voltage

Dielectric voltage test

- Will withstand 150% of DC rated voltage for a period not to exceed 1 minute at temperature of 25 °C
- Current limited to 5 mA

DC life test

- Will withstand 140% of the DC rated voltage at 85°C for 250 hours with not more than 1 failure in 12 permitted
- Current limited to 5 mA
- Additional life test details available

Dissipation factor

- Will not exceed 0.1% at 25°C

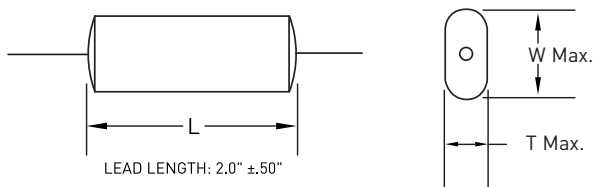
Dielectric absorption

- Will not exceed 0.1% at 25°C per MIL-C-19978

Acceptance criteria

- Measurement frequency for capacitance and dissipation factor will be 1,000 Hz

Wrap and Fill Oval Configuration



For max T, W and L dimensions, allow +.050".

| 400 VOLTAGE DC | | | | | | | |
|----------------|-----------|------------|------|------|-----------------|--------------|--------------|
| MFD. | PART NO. | DIMENSIONS | | | LEAD SIZE (AWG) | ESR @ 100KHz | CURRENT AMPS |
| | | T | W | L | | | |
| .10 | 985B1E104 | .19 | .31 | .68 | 20 | 90 | 1.2 |
| .15 | 985B1E154 | .23 | .36 | .68 | 20 | 60 | 1.4 |
| .22 | 985B1E224 | .29 | .42 | .68 | 20 | 40 | 1.6 |
| .33 | 985B1E334 | .36 | .49 | .68 | 20 | 30 | 2.0 |
| .47 | 985B1E474 | .24 | .43 | 1.21 | 20 | 25 | 3.0 |
| .68 | 985B1E684 | .30 | .49 | 1.21 | 20 | 20 | 5.0 |
| 1.0 | 985B1E105 | .37 | .57 | 1.21 | 20 | 10 | 8.0 |
| 1.2 | 985B1E125 | .41 | .61 | 1.21 | 20 | 9 | 10.0 |
| 2.0 | 985B1E205 | .55 | .75 | 1.21 | 20 | 9 | 11.0 |
| 2.2 | 985B1E225 | .58 | .78 | 1.21 | 20 | 8 | 11.0 |
| 3.0 | 985B1E305 | .69 | .89 | 1.21 | 20 | 8 | 13.0 |
| 4.0 | 985B1E405 | .81 | 1.01 | 1.21 | 20 | 7 | 15.0 |
| 5.0 | 985B1E505 | .75 | .95 | 1.68 | 18 | 7 | 15.0 |
| 10.0 | 985B1E106 | .88 | 1.07 | 2.25 | 18 | 7 | 17.0 |
| 15.0 | 985B1E156 | 1.09 | 1.29 | 2.25 | 18 | 6 | 17.0 |
| 20.0 | 985B1E206 | 1.27 | 1.47 | 2.25 | 18 | 6 | 20.0 |

| 600 VOLTAGE DC | | | | | | | |
|----------------|-----------|------------|------|------|-----------------|--------------|--------------|
| MFD. | PART NO. | DIMENSIONS | | | LEAD SIZE (AWG) | ESR @ 100KHz | CURRENT AMPS |
| | | T | W | L | | | |
| .10 | 985B1F104 | .29 | .42 | .68 | 20 | 60 | 1.3 |
| .15 | 985B1F154 | .37 | .49 | .68 | 20 | 40 | 1.4 |
| .22 | 985B1F224 | .45 | .58 | .68 | 20 | 26 | 1.7 |
| .33 | 985B1F334 | .56 | .69 | .68 | 20 | 20 | 1.7 |
| .47 | 985B1F474 | .38 | .58 | 1.17 | 20 | 14 | 2.0 |
| .68 | 985B1F684 | .48 | .67 | 1.17 | 20 | 10 | 3.0 |
| 1.0 | 985B1F105 | .59 | .79 | 1.17 | 20 | 9 | 5.0 |
| 1.2 | 985B1F125 | .66 | .85 | 1.17 | 20 | 8 | 9.0 |
| 2.0 | 985B1F205 | .75 | .95 | 1.45 | 20 | 6 | 10.0 |
| 2.2 | 985B1F225 | .59 | .79 | 2.17 | 18 | 10 | 12.0 |
| 3.0 | 985B1F305 | .71 | .90 | 2.17 | 18 | 9 | 14.0 |
| 4.0 | 985B1F405 | .83 | 1.02 | 2.17 | 18 | 9 | 16.0 |
| 5.0 | 985B1F505 | .93 | 1.13 | 2.17 | 18 | 9 | 16.0 |
| 10.0 | 985B1F106 | 1.36 | 1.55 | 2.17 | 18 | 6 | 20.0 |

| 1000 VOLTAGE DC | | | | | | | |
|-----------------|-----------|------------|------|------|-----------------|--------------|--------------|
| MFD. | PART NO. | DIMENSIONS | | | LEAD SIZE (AWG) | ESR @ 100KHz | CURRENT AMPS |
| | | T | W | L | | | |
| .10 | 985B1G104 | .44 | .61 | 1.00 | 20 | 80 | 1.0 |
| .15 | 985B1G154 | .56 | .72 | 1.00 | 20 | 60 | 2.0 |
| .22 | 985B1G224 | .55 | .75 | 1.25 | 20 | 40 | 2.0 |
| .33 | 985B1G334 | .69 | .89 | 1.25 | 20 | 25 | 3.0 |
| .47 | 985B1G474 | .85 | 1.05 | 1.25 | 20 | 22 | 5.0 |
| .68 | 985B1G684 | .84 | 1.04 | 1.53 | 18 | 15 | 6.0 |
| 1.0 | 985B1G105 | 1.04 | 1.23 | 1.53 | 18 | 10 | 10.0 |
| 1.2 | 985B1G125 | 1.14 | 1.34 | 1.53 | 18 | 9 | 11.0 |
| 1.5 | 985B1G155 | 1.29 | 1.48 | 1.53 | 18 | 9 | 11.0 |
| 2.0 | 985B1G205 | 1.20 | 1.40 | 2.25 | 18 | 10 | 14.0 |

| 1000 VOLTAGE DC | | | | | | | |
|-----------------|-----------|------------|------|------|-----------------|--------------|--------------|
| MFD. | PART NO. | DIMENSIONS | | | LEAD SIZE (AWG) | ESR @ 100KHz | CURRENT AMPS |
| | | T | W | L | | | |
| 2.2 | 985B1G225 | 1.27 | 1.46 | 2.25 | 18 | 10 | 15.0 |
| 3.0 | 985B1G305 | 1.49 | 1.69 | 2.25 | 18 | 9 | 15.0 |
| 3.3 | 985B1G335 | 1.57 | 1.77 | 2.25 | 18 | 8 | 15.0 |
| 4.0 | 985B1G405 | 1.74 | 1.93 | 2.25 | 18 | 8 | 16.0 |
| 4.7 | 985B1G475 | 1.89 | 2.10 | 2.25 | 18 | 8 | 16.0 |
| 5.0 | 985B1G505 | 1.95 | 2.15 | 2.25 | 18 | 7 | 17.0 |
| 6.0 | 985B1G605 | 2.01 | 2.21 | 2.50 | 18 | 7 | 17.0 |
| 7.0 | 985B1G705 | 2.05 | 2.25 | 2.75 | 18 | 7 | 17.0 |
| 8.0 | 985B1G805 | 2.20 | 2.40 | 2.75 | 18 | 7 | 18.0 |
| 10.0 | 985B1G106 | 2.35 | 2.54 | 3.00 | 18 | 6 | 20.0 |

* Add tolerance designator to complete part number: F = ±1%, G = ±2%, J = ±5%, K = ±10%, M = ±20%

For questions and/or a quote, contact Sales at 909-595-4037 or info@electrocube.com.



Founded in 1961, Electrocube is one of the most respected design manufacturers of passive electrical components – film capacitors, RC Networks, EMI Filters and foil transformers – for a wide range of standard and custom applications in the aerospace, audio, elevator, heavy equipment industries and more. Electrocube's hallmark is its clear understanding of the challenges faced by design engineers and purchasing agents. www.electrocube.com