

This metallized polycarbonate capacitor series exhibits superior electrical characteristics over an extremely wide temperature range. Their miniature size, high Ω , excellent IR and capacitance stability make them ideally suited to filter network and other low-loss high frequency applications.

A wide variety of sizes and configurations are available: axial-lead wrap and fill (in oval and round shapes) and rectangular epoxy case (axial and radial leads).

All capacitors feature extended foil construction and standard tin-coated

copper-clad steel leads. Nickel, copper, dumet and other special leads are available.

Protective clear wrap is offered on all wrap and fill units. Please add .010" to maximum T and W dimension for protective clear wrap.

The potting material and endfills of Electrocube's capacitors meet or exceed the flammability requirements of UL94V0.

Dimensional variations for all MFD values are available with the same volume to meet your design requirements.



SPECIFICATIONS

Temperature: -55°C to +125°C.

Dielectric Strength: Will withstand 200% at rated voltage and 25°C for a period not to exceed 1 minute; current limited to 5 mA.

Life Test: Will withstand 140% rated voltage for 250 hours at +125°C, with not more than 1 failure in 12 permitted.

Dissipation Factor: Shall not exceed 0.3% at 25°C.

Dielectric Absorption: Shall not exceed 0.2% at 25°C per MIL-C-19978.

Acceptance Criteria: Measurement frequency for capacitance and dissipation factor shall be 1000 Hz for values to 1 mfd; 120 Hz for values of 1 mfd and over.

Insulation Resistance: At rated voltage or 500V, whichever is less, units shall meet the minimum values below:

Temp. (°C)	MEG x MFDS		MEG (NEED NOT EXCEED)	
	50 – 100V	200V – up	50 – 100V	200V – up
25	25,000	50,000	50,000	100,000
85	2,500	5,000	5,000	10,000
125	50	100	100	200

NOTES:

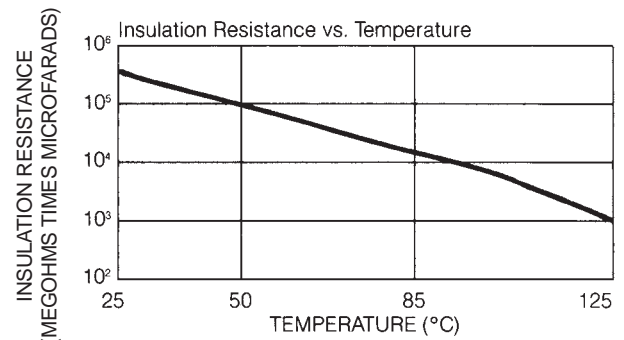
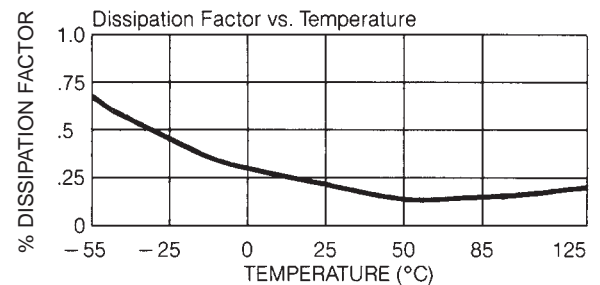
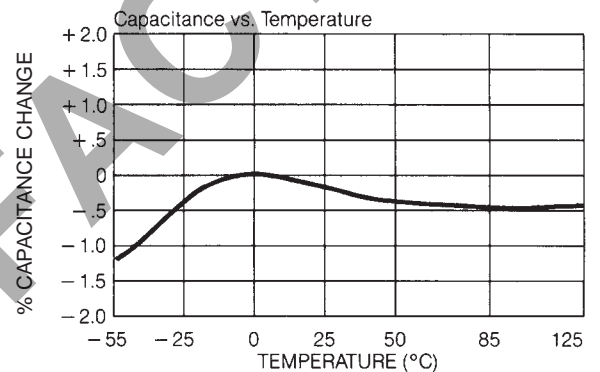
The following capacitor series (625B, 625C, 625D) are not recommended for new design. For technical data or alternate design and application information, consult factory.

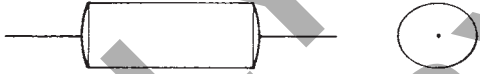


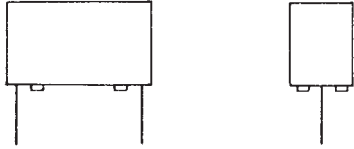

For information regarding insulating sleeves, mountings, special terminals, non-standard leads, circuit connections and other hardware, please consult factory.

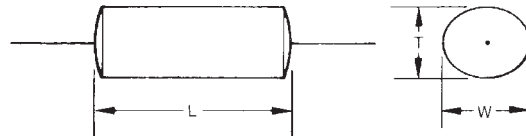
For styles and ratings not shown, or for unusual requirements necessitated by special circuit applications (including higher IR or lower DF), consult the factory direct.

All Electrocube film capacitors have endfills and tape that meet or exceed the flammability requirements of UL94V0.

TYPICAL DIELECTRIC CHARACTERISTIC CURVES



SERIES NO.	DESCRIPTION
650B	FLAME RETARDANT WRAP AND FILL, OVAL 
650C	FLAME RETARDANT WRAP AND FILL, FLAT 
650D	FLAME RETARDANT WRAP AND FILL, ROUND 
652A	FLAME RETARDANT EPOXY CASE, RECTANGULAR RADIAL LEADS 
653A	FLAME RETARDANT EPOXY CASE, RECTANGULAR AXIAL LEADS 



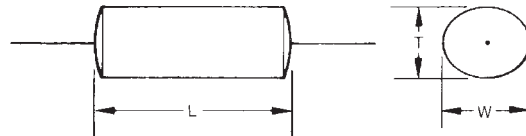
**WRAP AND FILL
OVAL CONFIGURATION**

For max. T, W and L dimensions, allow +.050".

LEAD LENGTH: 2.0" ± .50"

50 VOLT DC		100 VOLT DC				200 VOLT DC									
MFD	PART NO.	DIMENSIONS			LEAD SIZE (AWG)	PART NO.	DIMENSIONS			LEAD SIZE (AWG)	PART NO.	DIMENSIONS			LEAD SIZE (AWG)
		T	W	L			T	W	L			T	W	L	
.0010	650B1A102*	.09	.18	.40	26	650B1B102*	.09	.18	.40	26	650B1C102*	.09	.18	.40	26
.0018	650B1A182*	.09	.18	.40	26	650B1B182*	.09	.18	.40	26	650B1C182*	.09	.18	.40	26
.0022	650B1A222*	.09	.18	.40	26	650B1B222*	.09	.18	.40	26	650B1C222*	.09	.18	.40	26
.0027	650B1A272*	.09	.18	.40	26	650B1B272*	.09	.18	.40	26	650B1C272*	.09	.18	.40	26
.0033	650B1A332*	.09	.18	.40	26	650B1B332*	.09	.18	.40	26	650B1C332*	.09	.18	.40	26
.0039	650B1A392*	.09	.18	.40	26	650B1B392*	.09	.18	.40	26	650B1C392*	.09	.18	.40	26
.0047	650B1A472*	.09	.18	.40	26	650B1B472*	.09	.18	.40	26	650B1C472*	.09	.18	.40	26
.0056	650B1A562*	.09	.18	.40	26	650B1B562*	.09	.18	.40	26	650B1C562*	.09	.18	.40	26
.0068	650B1A682*	.09	.18	.40	26	650B1B682*	.09	.18	.40	26	650B1C682*	.13	.23	.40	26
.0082	650B1A822*	.09	.18	.40	26	650B1B822*	.09	.18	.40	26	650B1C822*	.11	.21	.40	26
.010	650B1A103*	.09	.18	.40	26	650B1B103*	.09	.18	.40	26	650B1C103*	.12	.22	.40	26
.012	650B1A123*	.09	.18	.40	26	650B1B123*	.09	.18	.40	26	650B1C123*	.14	.23	.40	26
.015	650B1A153*	.09	.18	.40	26	650B1B153*	.09	.18	.40	26	650B1C153*	.13	.22	.40	26
.018	650B1A183*	.09	.18	.40	26	650B1B183*	.09	.18	.40	26	650B1C183*	.14	.24	.40	26
.022	650B1A223*	.09	.18	.40	26	650B1B223*	.09	.18	.40	26	650B1C223*	.16	.25	.40	26
.027	650B1A273*	.09	.18	.40	26	650B1B273*	.10	.18	.40	26	650B1C273*	.11	.21	.53	26
.033	650B1A333*	.09	.18	.40	26	650B1B333*	.12	.22	.40	26	650B1C333*	.13	.22	.53	26
.039	650B1A393*	.09	.18	.40	26	650B1B393*	.12	.22	.40	26	650B1C393*	.14	.23	.53	26
.047	650B1A473*	.09	.18	.40	26	650B1B473*	.13	.23	.40	26	650B1C473*	.15	.25	.53	26
.056	650B1A563*	.10	.19	.40	26	650B1B563*	.15	.24	.40	26	650B1C563*	.17	.26	.53	24
.068	650B1A683*	.11	.20	.40	26	650B1B683*	.16	.26	.40	26	650B1C683*	.19	.28	.53	24
.082	650B1A823*	.11	.21	.40	26	650B1B823*	.18	.27	.40	26	650B1C823*	.21	.30	.53	24
.10	650B1A104*	.12	.21	.40	26	650B1B104*	.13	.22	.53	26	650B1C104*	.23	.32	.53	24
.12	650B1A124*	.13	.22	.40	26	650B1B124*	.14	.24	.53	26	650B1C124*	.25	.35	.53	24
.15	650B1A154*	.15	.24	.40	26	650B1B154*	.16	.25	.53	24	650B1C154*	.30	.39	.53	24
.18	650B1A184*	.10	.20	.53	26	650B1B184*	.18	.27	.53	24	650B1C184*	.25	.34	.65	24
.22	650B1A224*	.12	.21	.53	26	650B1B224*	.20	.29	.53	24	650B1C224*	.27	.37	.65	24
.27	650B1A274*	.13	.22	.53	26	650B1B274*	.22	.31	.53	24	650B1C274*	.26	.35	.78	24
.33	650B1A334*	.14	.24	.53	26	650B1B334*	.24	.34	.53	24	650B1C334*	.29	.38	.78	24
.39	650B1A394*	.16	.25	.53	24	650B1B394*	.27	.36	.53	24	650B1C394*	.31	.41	.78	22
.47	650B1A474*	.17	.27	.53	24	650B1B474*	.23	.32	.65	24	650B1C474*	.35	.44	.78	22
.56	650B1A564*	.19	.28	.53	24	650B1B564*	.25	.35	.65	24	650B1C564*	.34	.43	.90	22
.68	650B1A684*	.21	.30	.53	24	650B1B684*	.24	.33	.78	24	650B1C684*	.27	.44	1.15	22
.82	650B1A824*	.23	.33	.53	24	650B1B824*	.26	.36	.78	24	650B1C824*	.31	.47	1.15	22
1.0	650B1A105*	.26	.35	.53	24	650B1B105*	.29	.39	.78	24	650B1C105*	.34	.51	1.15	22
1.2	650B1A125*	.22	.32	.65	24	650B1B125*	.32	.42	.78	22	650B1C125*	.38	.55	1.15	20
1.5	650B1A155*	.25	.35	.65	24	650B1B155*	.32	.41	.90	22	650B1C155*	.43	.60	1.15	20
1.8	650B1A185*	.28	.37	.65	24	650B1B185*	.35	.45	.90	22	650B1C185*	.48	.64	1.15	20
2.0	650B1A205*	.25	.34	.78	24	650B1B205*	.27	.44	1.15	22	650B1C205*	.51	.67	1.15	20
2.5	650B1A255*	.28	.38	.78	24	650B1B255*	.35	.44	1.15	22	650B1C255*	.50	.66	1.40	20
3.0	650B1A305*	.31	.40	.78	22	650B1B305*	.35	.51	1.15	20	650B1C305*	.49	.66	1.65	20
3.5	650B1A355*	.34	.43	.78	22	650B1B355*	.38	.55	1.15	20	650B1C355*	.53	.70	1.65	20
4.0	650B1A405*	.32	.41	.90	22	650B1B405*	.41	.58	1.15	20	650B1C405*	.52	.69	1.90	20
4.5	650B1A455*	.34	.43	.90	22	650B1B455*	.44	.60	1.15	20	650B1C455*	.56	.73	1.90	20
5.0	650B1A505*	.26	.43	1.15	22	650B1B505*	.46	.63	1.15	20	650B1C505*	.59	.76	1.90	20
6.0	650B1A605*	.29	.46	1.15	22	650B1B605*	.51	.68	1.15	20	650B1C605*	.65	.82	1.90	20
8.0	650B1A805*	.34	.51	1.15	22	650B1B805*	.52	.69	1.40	20	650B1C805*	.76	.93	1.90	20
10.0	650B1A106*	.39	.56	1.15	20	650B1B106*	.53	.69	1.65	20	650B1C106*	.86	1.03	1.90	20
12.0	650B1A126*	.43	.60	1.15	20	650B1B126*	.58	.75	1.65	20	650B1C126*	-	-	-	-
15.0	650B1A156*	.49	.66	1.15	20	650B1B156*	.60	.77	1.90	20	650B1C156*	-	-	-	-
18.0	650B1A186*	.58	.68	1.15	20	650B1B186*	.66	.83	1.90	20	650B1C186*	-	-	-	-
20.0	650B1A206*	.50	.67	1.40	20	650B1B206*	.70	.87	1.90	20	650B1C206*	-	-	-	-
30.0	650B1A306*	.56	.72	1.65	20	650B1B306*	-	-	-	-	650B1C306*	-	-	-	-
40.0	650B1A406*	.65	.82	1.65	20	650B1B406*	-	-	-	-	650B1C406*	-	-	-	-
50.0	650B1A506*	.74	.90	1.65	20	650B1B506*	-	-	-	-	650B1C506*	-	-	-	-

*Add tolerance designator to complete part number: F = ±1%, G = ±2%, J = ±5%, K = ±10%, M = ±20%


**WRAP AND FILL
OVAL CONFIGURATION**

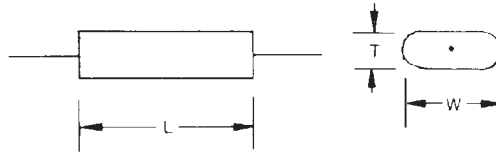
For max. T, W and L dimensions, allow +.050".

LEAD LENGTH: 2.0" ± .50"

400 VOLT DC						600 VOLT DC				1000 VOLT DC					
MFD	PART NO.	DIMENSIONS			LEAD SIZE (AWG)	PART NO.	DIMENSIONS			LEAD SIZE (AWG)	PART NO.	DIMENSIONS			LEAD SIZE (AWG)
		T	W	L			T	W	L			T	W	L	
.0010	650B1E102*	.09	.18	.40	26	650B1F102*	.09	.18	.40	26	650B1G102*				
.0018	650B1E182*	.09	.18	.40	26	650B1F182*	.10	.20	.40	26	650B1G182*				
.0022	650B1E222*	.10	.19	.40	26	650B1F222*	.12	.21	.40	26	650B1G222*				
.0027	650B1E272*	.11	.20	.40	26	650B1F272*	.09	.18	.53	26	650B1G272*				
.0033	650B1E332*	.12	.22	.40	26	650B1F332*	.09	.18	.53	26	650B1G332*				
.0039	650B1E392*	.13	.23	.40	26	650B1F392*	.10	.19	.53	26	650B1G392*				
.0047	650B1E472*	.15	.24	.40	26	650B1F472*	.11	.21	.53	26	650B1G472*				
.0056	650B1E562*	.10	.20	.56	26	650B1F562*	.13	.22	.53	24	650B1G562*				
.0068	650B1E682*	.11	.21	.56	26	650B1F682*	.14	.24	.53	24	650B1G682*				
.0082	650B1E822*	.13	.22	.56	26	650B1F822*	.16	.26	.53	24	650B1G822*				
.010	650B1E103*	.14	.23	.56	26	650B1F103*	.18	.28	.53	24	650B1G103*				
.012	650B1E123*	.15	.25	.56	24	650B1F123*	.20	.30	.53	24	650B1G123*				
.015	650B1E153*	.17	.27	.56	24	650B1F153*	.23	.33	.53	24	650B1G153*				
.018	650B1E183*	.19	.29	.56	24	650B1F183*	.20	.29	.68	24	650B1G183*				
.022	650B1E223*	.21	.31	.56	24	650B1F223*	.22	.32	.68	24	650B1G223*				
.027	650B1E273*	.24	.33	.56	24	650B1F273*	.21	.30	.78	24	650B1G273*				
.033	650B1E333*	.26	.36	.56	24	650B1F333*	.24	.33	.78	24	650B1G333*				
.039	650B1E393*	.23	.32	.69	24	650B1F393*	.26	.35	.78	24	650B1G393*				
.047	650B1E473*	.25	.35	.69	24	650B1F473*	.29	.39	.78	24	650B1G473*				
.056	650B1E563*	.28	.37	.69	24	650B1F563*	.32	.42	.78	22	650B1G563*				
.068	650B1E683*	.26	.35	.81	24	650B1F683*	.32	.41	.95	22	650B1G683*				
.082	650B1E823*	.29	.38	.81	24	650B1F823*	.25	.42	1.17	22	650B1G823*				
.10	650B1E104*	.32	.41	.81	24	650B1F104*	.29	.24	1.17	22	650B1G104*				
.12	650B1E124*	.35	.45	.81	22	650B1F124*	.32	.48	1.17	22	650B1G124*				
.15	650B1E154*	.35	.44	.95	22	650B1F154*	.38	.54	1.17	20	650B1G154*				
.18	650B1E184*	.38	.48	.95	22	650B1F184*	.41	.57	1.17	20	650B1G184*				
.22	650B1E224*	.32	.49	1.21	22	650B1F224*	.46	.62	1.17	20	650B1G224*				
.27	650B1E274*	.36	.52	1.21	22	650B1F274*	.45	.61	1.45	20	650B1G274*				
.33	650B1E334*	.40	.57	1.21	20	650B1F334*	.50	.67	1.45	20	650B1G334*				
.39	650B1E394*	.44	.61	1.21	20	650B1F394*	.49	.65	1.70	20	650B1G394*				
.47	650B1E474*	.49	.66	1.21	20	650B1F474*	.49	.66	1.90	20	650B1G474*				
.56	650B1E564*	.54	.71	1.21	20	650B1F564*	.54	.71	1.90	20	650B1G564*				
.68	650B1E684*	.52	.69	1.46	20	650B1F684*	.61	.78	1.90	20	650B1G684*				
.82	650B1E824*	.52	.68	1.72	20	650B1F824*	.68	.84	1.90	20	650B1G824*				
1.0	650B1E105*	.52	.69	1.96	20	650B1F105*	.76	.93	1.90	20	650B1G105*				
1.2	650B1E125*	.58	.78	1.96	20	650B1F125*	.84	1.00	1.90	20	650B1G125*				
1.5	650B1E155*	.65	.82	1.96	20	650B1F155*	.95	1.11	1.90	20	650B1G155*				
1.8	650B1E185*	.72	.89	1.96	20	650B1F185*	-	-	-	-	650B1G185*				
2.0	650B1E205*	.76	.93	1.96	20	650B1F205*	-	-	-	-	650B1G205*				
2.5	650B1E255*	-	-	-	-	650B1F255*	-	-	-	-	650B1G255*				
3.0	650B1E305*	-	-	-	-	650B1F305*	-	-	-	-	650B1G305*				
3.5	650B1E355*	-	-	-	-	650B1F355*	-	-	-	-	650B1G355*				
4.0	650B1E405*	-	-	-	-	650B1F405*	-	-	-	-	650B1G405*				
4.5	650B1E455*	-	-	-	-	650B1F455*	-	-	-	-	650B1G455*				
5.0	650B1E505*	-	-	-	-	650B1F505*	-	-	-	-	650B1G505*				
6.0	650B1E605*	-	-	-	-	650B1F605*	-	-	-	-	650B1G605*				
8.0	650B1E805*	-	-	-	-	650B1F805*	-	-	-	-	650B1G805*				
10.0	650B1E106*	-	-	-	-	650B1F106*	-	-	-	-	650B1G106*				
12.0	650B1E126*	-	-	-	-	650B1F126*	-	-	-	-	650B1G126*				
15.0	650B1E156*	-	-	-	-	650B1F156*	-	-	-	-	650B1G156*				
18.0	650B1E186*	-	-	-	-	650B1F186*	-	-	-	-	650B1G186*				
20.0	650B1E206*	-	-	-	-	650B1F206*	-	-	-	-	650B1G206*				
30.0	650B1E306*	-	-	-	-	650B1F306*	-	-	-	-	650B1G306*				
40.0	650B1E406*	-	-	-	-	650B1F406*	-	-	-	-	650B1G406*				
50.0	650B1E506*	-	-	-	-	650B1F506*	-	-	-	-	650B1G506*				

PLEASE CONSULT FACTORY

*Add tolerance designator to complete part number: F = ±1%, G = ±2%, J = ±5%, K = ±10%, M = ±20%



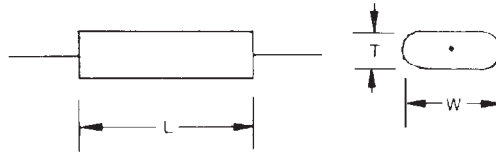
**WRAP AND FILL
FLAT CONFIGURATION**

For max. T, W and L dimensions, allow +.050".

LEAD LENGTH: 2.0" ± .50"

50 VOLT DC		100 VOLT DC				200 VOLT DC									
MFD	PART NO.	DIMENSIONS			LEAD SIZE (AWG)	PART NO.	DIMENSIONS			LEAD SIZE (AWG)	PART NO.	DIMENSIONS			LEAD SIZE (AWG)
		T	W	L			T	W	L			T	W	L	
.0010	650C1A102*	-	-	-	-	650C1B102*	-	-	-	-	650C1C102*	-	-	-	-
.0012	650C1A122*	-	-	-	-	650C1B122*	-	-	-	-	650C1C122*	-	-	-	-
.0015	650C1A152*	-	-	-	-	650C1B152*	-	-	-	-	650C1C152*	-	-	-	-
.0018	650C1A182*	-	-	-	-	650C1B182*	-	-	-	-	650C1C182*	-	-	-	-
.0022	650C1A222*	-	-	-	-	650C1B222*	-	-	-	-	650C1C222*	-	-	-	-
.0027	650C1A272*	-	-	-	-	650C1B272*	-	-	-	-	650C1C272*	-	-	-	-
.0033	650C1A332*	-	-	-	-	650C1B332*	-	-	-	-	650C1C332*	-	-	-	-
.0039	650C1A392*	-	-	-	-	650C1B392*	-	-	-	-	650C1C392*	-	-	-	-
.0047	650C1A472*	-	-	-	-	650C1B472*	-	-	-	-	650C1C472*	-	-	-	-
.0056	650C1A562*	-	-	-	-	650C1B562*	-	-	-	-	650C1C562*	-	-	-	-
.0068	650C1A682*	-	-	-	-	650C1B682*	-	-	-	-	650C1C682*	-	-	-	-
.0082	650C1A822*	-	-	-	-	650C1B822*	-	-	-	-	650C1C822*	-	-	-	-
.010	650C1A103*	-	-	-	-	650C1B103*	-	-	-	-	650C1C103*	-	-	-	-
.012	650C1A123*	-	-	-	-	650C1B123*	-	-	-	-	650C1C123*	-	-	-	-
.015	650C1A153*	-	-	-	-	650C1B153*	-	-	-	-	650C1C153*	-	-	-	-
.018	650C1A183*	-	-	-	-	650C1B183*	-	-	-	-	650C1C183*	.09	.24	.40	26
.022	650C1A223*	-	-	-	-	650C1B223*	-	-	-	-	650C1C223*	.09	.25	.40	26
.027	650C1A273*	-	-	-	-	650C1B273*	-	-	-	-	650C1C273*	.10	.26	.40	26
.033	650C1A333*	-	-	-	-	650C1B333*	-	-	-	-	650C1C333*	.11	.27	.40	26
.039	650C1A393*	-	-	-	-	650C1B393*	-	-	-	-	650C1C393*	.11	.32	.40	26
.047	650C1A473*	-	-	-	-	650C1B473*	-	-	-	-	650C1C473*	.09	.27	.53	26
.056	650C1A563*	-	-	-	-	650C1B563*	.09	.18	.40	26	650C1C563*	.09	.28	.53	26
.068	650C1A683*	-	-	-	-	650C1B683*	.09	.25	.40	26	650C1C683*	.10	.30	.53	26
.082	650C1A823*	-	-	-	-	650C1B823*	.10	.27	.40	26	650C1C823*	.12	.32	.53	26
.10	650C1A104*	-	-	-	-	650C1B104*	.09	.26	.53	26	650C1C104*	.09	.28	.65	26
.12	650C1A124*	-	-	-	-	650C1B124*	.09	.27	.53	26	650C1C124*	.10	.30	.65	26
.15	650C1A154*	-	-	-	-	650C1B154*	.09	.28	.53	26	650C1C154*	.12	.32	.65	26
.18	650C1A184*	-	-	-	-	650C1B184*	.09	.29	.53	26	650C1C184*	.12	.40	.65	26
.22	650C1A224*	-	-	-	-	650C1B224*	.09	.27	.65	26	650C1C224*	.13	.43	.65	26
.27	650C1A274*	-	-	-	-	650C1B274*	.09	.28	.65	26	650C1C274*	.14	.44	.78	26
.33	650C1A334*	-	-	-	-	650C1B334*	.10	.30	.65	26	650C1C334*	.17	.47	.78	24
.39	650C1A394*	.09	.26	.53	26	650C1B394*	.11	.31	.65	26	650C1C394*	.13	.42	.90	24
.47	650C1A474*	.11	.27	.53	26	650C1B474*	.11	.40	.65	26	650C1C474*	.15	.45	.90	24
.56	650C1A564*	.11	.30	.53	26	650C1B564*	.11	.40	.65	26	650C1C564*	.18	.50	.90	24
.68	650C1A684*	.13	.33	.53	26	650C1B684*	.17	.46	.65	26	650C1C684*	.19	.59	.90	24
.82	650C1A824*	.10	.30	.65	26	650C1B824*	.19	.49	.65	24	650C1C824*	.20	.59	1.15	22
1.0	650C1A105*	.15	.32	.65	26	650C1B105*	.14	.58	.78	24	650C1C105*	.21	.61	1.15	22
1.2	650C1A125*	.16	.33	.65	26	650C1B125*	.17	.56	.78	24	650C1C125*	.22	.71	1.15	22
1.5	650C1A155*	.16	.43	.65	26	650C1B155*	.20	.59	.78	22	650C1C155*	.26	.75	1.15	22
1.8	650C1A185*	.17	.45	.65	26	650C1B185*	.23	.62	.78	22	650C1C185*	.27	.86	1.15	22
2.0	650C1A205*	.13	.43	.78	24	650C1B205*	.20	.59	.90	22	650C1C205*	.37	1.05	1.40	22
2.5	650C1A255*	.15	.45	.78	24	650C1B255*	.23	.62	.90	22	650C1C255*	.44	1.13	1.40	22
3.0	650C1A305*	.15	.45	.90	24	650C1B305*	.23	.72	.90	22	650C1C305*	.28	.87	1.65	22
3.5	650C1A355*	.17	.47	.90	24	650C1B355*	.27	.76	.90	22	650C1C355*	.31	.90	1.65	22
4.0	650C1A405*	.19	.48	.90	24	650C1B405*	.30	.79	.90	22	650C1C405*	.35	.94	1.65	22
4.5	650C1A455*	.25	.55	.90	24	650C1B455*	.32	.82	.90	22	650C1C455*	.35	.94	1.90	20
5.0	650C1A505*	.25	.63	.90	24	650C1B505*	.29	.78	1.15	22	650C1C505*	.35	1.04	1.90	20
6.0	650C1A605*	.20	.49	1.15	22	650C1B605*	.30	.90	1.15	22	650C1C605*	.37	1.16	1.90	20
8.0	650C1A805*	.21	.61	1.15	22	650C1B805*	.30	.90	1.40	22	650C1C805*	.46	1.24	1.90	20
10.0	650C1A106*	.30	.69	1.15	22	650C1B106*	.31	.90	1.65	22	650C1C106*	.51	1.45	1.90	20
12.0	650C1A126*	.23	.63	1.40	22	650C1B126*	.32	.91	1.90	22	650C1C126*	-	-	-	-
15.0	650C1A156*	.33	.72	1.40	22	650C1B156*	.37	.99	1.90	20	650C1C156*	-	-	-	-
18.0	650C1A186*	.31	.71	1.65	22	650C1B186*	-	-	-	-	650C1C186*	-	-	-	-
20.0	650C1A206*	.22	.81	1.65	22	650C1B206*	-	-	-	-	650C1C206*	-	-	-	-
30.0	650C1A306*	.32	.91	1.65	22	650C1B306*	-	-	-	-	650C1C306*	-	-	-	-
40.0	650C1A406*	.42	1.03	1.65	20	650C1B406*	-	-	-	-	650C1C406*	-	-	-	-
50.0	650C1A506*	.43	1.12	1.65	20	650C1B506*	-	-	-	-	650C1C506*	-	-	-	-

*Add tolerance designator to complete part number: F = ±1%, G = ±2%, J = ±5%, K = ±10%, M = ±20%



**WRAP AND FILL
FLAT CONFIGURATION**

For max. T, W and L dimensions, allow +.050".

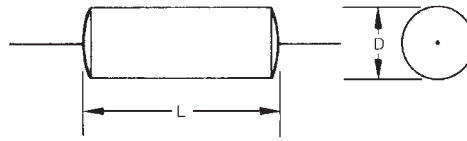
LEAD LENGTH: 2.0" ± .50"

400 VOLT DC		600 VOLT DC				1000 VOLT DC									
MFD	PART NO.	DIMENSIONS			LEAD SIZE (AWG)	PART NO.	DIMENSIONS			LEAD SIZE (AWG)	PART NO.	DIMENSIONS			LEAD SIZE (AWG)
		T	W	L			T	W	L			T	W	L	
.0010	650C1E102*	-	-	-	-	650C1F102*					650C1G102*				
.0012	650C1E122*	-	-	-	-	650C1F122*					650C1G122*				
.0015	650C1E152*	-	-	-	-	650C1F152*					650C1G152*				
.0018	650C1E182*	-	-	-	-	650C1F182*					650C1G182*				
.0022	650C1E222*	-	-	-	-	650C1F222*					650C1G222*				
.0027	650C1E272*	-	-	-	-	650C1F272*					650C1G272*				
.0033	650C1E332*	-	-	-	-	650C1F332*					650C1G332*				
.0039	650C1E392*	-	-	-	-	650C1F392*					650C1G392*				
.0047	650C1E472*	-	-	-	-	650C1F472*					650C1G472*				
.0056	650C1E562*	-	-	-	-	650C1F562*					650C1G562*				
.0068	650C1E682*	-	-	-	-	650C1F682*					650C1G682*				
.0082	650C1E822*	-	-	-	-	650C1F822*					650C1G822*				
.010	650C1E103*	.09	.22	.56	26	650C1F103*					650C1G103*				
.012	650C1E123*	.09	.27	.56	26	650C1F123*					650C1G123*				
.015	650C1E153*	.10	.30	.56	26	650C1F153*					650C1G153*				
.018	650C1E183*	.11	.32	.56	26	650C1F183*					650C1G183*				
.022	650C1E223*	.09	.28	.69	26	650C1F223*					650C1G223*				
.027	650C1E273*	.10	.30	.69	26	650C1F273*					650C1G273*				
.033	650C1E333*	.12	.34	.69	26	650C1F333*					650C1G333*				
.039	650C1E393*	.15	.44	.69	24	650C1F393*					650C1G393*				
.047	650C1E473*	.12	.34	.81	24	650C1F473*					650C1G473*				
.056	650C1E563*	.12	.40	.81	24	650C1F563*					650C1G563*				
.068	650C1E683*	.14	.44	.81	24	650C1F683*					650C1G683*				
.082	650C1E823*	.15	.48	.81	24	650C1F823*					650C1G823*				
.10	650C1E104*	.16	.55	.81	24	650C1F104*					650C1G104*				
.12	650C1E124*	.16	.45	.95	24	650C1F124*					650C1G124*				
.15	650C1E154*	.19	.58	.95	24	650C1F154*					650C1G154*				
.18	650C1E184*	.22	.61	.95	22	650C1F184*					650C1G184*				
.22	650C1E224*	.19	.58	1.21	22	650C1F224*					650C1G224*				
.27	650C1E274*	.23	.62	1.21	22	650C1F274*					650C1G274*				
.33	650C1E334*	.22	.61	1.46	22	650C1F334*					650C1G334*				
.39	650C1E394*	.22	.71	1.46	22	650C1F394*					650C1G394*				
.47	650C1E474*	.22	.70	1.72	22	650C1F474*					650C1G474*				
.56	650C1E564*	.27	.78	1.72	22	650C1F564*					650C1G564*				
.68	650C1E684*	.26	.85	1.72	22	650C1F684*					650C1G684*				
.82	650C1E824*	.27	.78	1.95	20	650C1F824*					650C1G824*				
1.0	650C1E105*	.32	.90	1.95	20	650C1F105*					650C1G105*				
1.2	650C1E125*	.36	.95	1.95	20	650C1F125*					650C1G125*				
1.5	650C1E155*	.39	1.08	1.95	20	650C1F155*					650C1G155*				
1.8	650C1E185*	.43	1.20	1.95	20	650C1F185*					650C1G185*				
2.0	650C1E205*	.46	1.25	1.95	20	650C1F205*					650C1G205*				
2.5	650C1E255*	-	-	-	-	650C1F255*					650C1G255*				
3.0	650C1E305*	-	-	-	-	650C1F305*					650C1G305*				
3.5	650C1E355*	-	-	-	-	650C1F355*					650C1G355*				
4.0	650C1E405*	-	-	-	-	650C1F405*					650C1G405*				
4.5	650C1E455*	-	-	-	-	650C1F455*					650C1G455*				
5.0	650C1E505*	-	-	-	-	650C1F505*					650C1G505*				
6.0	650C1E605*	-	-	-	-	650C1F605*					650C1G605*				
8.0	650C1E805*	-	-	-	-	650C1F805*					650C1G805*				
10.0	650C1E106*	-	-	-	-	650C1F106*					650C1G106*				
12.0	650C1E126*	-	-	-	-	650C1F126*					650C1G126*				
15.0	650C1E156*	-	-	-	-	650C1F156*					650C1G156*				
18.0	650C1E186*	-	-	-	-	650C1F186*					650C1G186*				
20.0	650C1E206*	-	-	-	-	650C1F206*					650C1G206*				
30.0	650C1E306*	-	-	-	-	650C1F306*					650C1G306*				
40.0	650C1E406*	-	-	-	-	650C1F406*					650C1G406*				
50.0	650C1E506*	-	-	-	-	650C1F506*					650C1G506*				

PLEASE CONSULT FACTORY

PLEASE CONSULT FACTORY

*Add tolerance designator to complete part number: F = ±1%, G = ±2%, J = ±5%, K = ±10%, M = ±20%

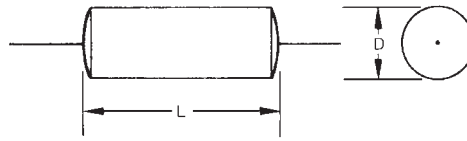

**WRAP AND FILL
ROUND CONFIGURATION**

For max. D and L dimensions, allow +.050".

LEAD LENGTH: 2.0" ± .50"

50 VOLT DC					100 VOLT DC					200 VOLT DC				
MFD	PART NO.	DIMENSIONS		LEAD SIZE (AWG)	PART NO.	DIMENSIONS		LEAD SIZE (AWG)	PART NO.	DIMENSIONS		LEAD SIZE (AWG)		
		D	L			D	L			D	L			
.0010	650D1A102*	.15	.40	24	650D1B102*	.15	.40	24	650D1C102*	.15	.40	24		
.0018	650D1A182*	.15	.40	24	650D1B182*	.15	.40	24	650D1C182*	.15	.40	24		
.0022	650D1A222*	.15	.40	24	650D1B222*	.15	.40	24	650D1C222*	.15	.40	24		
.0027	650D1A272*	.15	.40	24	650D1B272*	.15	.40	24	650D1C272*	.15	.40	24		
.0033	650D1A332*	.15	.40	24	650D1B332*	.15	.40	24	650D1C332*	.15	.40	24		
.0039	650D1A392*	.15	.40	24	650D1B392*	.15	.40	24	650D1C392*	.15	.40	24		
.0047	650D1A472*	.15	.40	24	650D1B472*	.15	.40	24	650D1C472*	.15	.40	24		
.0056	650D1A562*	.15	.40	24	650D1B562*	.15	.40	24	650D1C562*	.15	.40	24		
.0068	650D1A682*	.15	.40	24	650D1B682*	.15	.40	24	650D1C682*	.15	.40	24		
.0082	650D1A822*	.15	.40	24	650D1B822*	.15	.40	24	650D1C822*	.15	.40	24		
.010	650D1A103*	.15	.40	24	650D1B103*	.15	.40	24	650D1C103*	.15	.40	24		
.012	650D1A123*	.15	.40	24	650D1B123*	.15	.40	24	650D1C123*	.15	.40	24		
.015	650D1A153*	.15	.40	24	650D1B153*	.15	.40	24	650D1C153*	.15	.40	24		
.018	650D1A183*	.15	.40	24	650D1B183*	.15	.40	24	650D1C183*	.16	.40	24		
.022	650D1A223*	.15	.40	24	650D1B223*	.15	.40	24	650D1C223*	.17	.40	24		
.027	650D1A273*	.15	.40	24	650D1B273*	.15	.40	24	650D1C273*	.15	.53	24		
.033	650D1A333*	.15	.40	24	650D1B333*	.15	.40	24	650D1C333*	.15	.53	24		
.039	650D1A393*	.15	.40	24	650D1B393*	.15	.40	24	650D1C393*	.16	.53	24		
.047	650D1A473*	.15	.40	24	650D1B473*	.15	.40	24	650D1C473*	.17	.53	24		
.056	650D1A563*	.15	.40	24	650D1B563*	.16	.40	24	650D1C563*	.19	.53	24		
.068	650D1A683*	.15	.40	24	650D1B683*	.18	.40	24	650D1C683*	.21	.53	24		
.082	650D1A823*	.15	.40	24	650D1B823*	.15	.53	24	650D1C823*	.22	.53	24		
.10	650D1A104*	.15	.40	24	650D1B104*	.16	.53	24	650D1C104*	.24	.53	24		
.12	650D1A124*	.15	.40	24	650D1B124*	.17	.53	24	650D1C124*	.27	.53	24		
.15	650D1A154*	.16	.40	24	650D1B154*	.19	.53	24	650D1C154*	.29	.53	24		
.18	650D1A184*	.15	.53	24	650D1B184*	.20	.53	24	650D1C184*	.27	.65	24		
.22	650D1A224*	.15	.53	24	650D1B224*	.22	.53	24	650D1C224*	.29	.65	24		
.27	650D1A274*	.16	.53	24	650D1B274*	.24	.53	24	650D1C274*	.30	.78	24		
.33	650D1A334*	.18	.53	24	650D1B334*	.26	.53	24	650D1C334*	.33	.78	24		
.39	650D1A394*	.19	.53	24	650D1B394*	.29	.53	24	650D1C394*	.36	.78	22		
.47	650D1A474*	.20	.53	24	650D1B474*	.26	.65	24	650D1C474*	.39	.78	22		
.56	650D1A564*	.22	.53	24	650D1B564*	.29	.65	24	650D1C564*	.38	.90	22		
.68	650D1A684*	.24	.53	24	650D1B684*	.29	.78	24	650D1C684*	.36	1.15	22		
.82	650D1A824*	.26	.53	24	650D1B824*	.31	.78	24	650D1C824*	.39	1.15	22		
1.0	650D1A105*	.30	.53	24	650D1B105*	.34	.78	24	650D1C105*	.43	1.15	22		
1.2	650D1A125*	.26	.65	24	650D1B125*	.37	.78	22	650D1C125*	.46	1.15	22		
1.5	650D1A155*	.28	.65	24	650D1B155*	.37	.90	22	650D1C155*	.52	1.15	20		
1.8	650D1A185*	.29	.78	24	650D1B185*	.40	.90	22	650D1C185*	.56	1.15	20		
2.0	650D1A205*	.30	.78	24	650D1B205*	.38	1.15	22	650D1C205*	.59	1.15	20		
2.5	650D1A255*	.34	.78	24	650D1B255*	.42	1.15	22	650D1C255*	.58	1.40	20		
3.0	650D1A305*	.37	.78	22	650D1B305*	.45	1.15	22	650D1C305*	.57	1.65	20		
3.5	650D1A355*	.40	.78	22	650D1B355*	.48	1.15	20	650D1C355*	.61	1.65	20		
4.0	650D1A405*	.37	.90	22	650D1B405*	.52	1.15	20	650D1C405*	.60	1.90	20		
4.5	650D1A455*	.39	.90	22	650D1B455*	.55	1.15	20	650D1C455*	.64	1.90	20		
5.0	650D1A505*	.36	1.15	22	650D1B505*	.58	1.15	20	650D1C505*	.67	1.90	20		
6.0	650D1A605*	.39	1.15	22	650D1B605*	.62	1.15	20	650D1C605*	.73	1.90	20		
8.0	650D1A805*	.45	1.15	22	650D1B805*	.63	1.40	20	650D1C805*	.85	1.90	20		
10.0	650D1A106*	.50	1.15	20	650D1B106*	.64	1.65	20	650D1C106*	.94	1.90	20		
12.0	650D1A126*	.54	1.15	20	650D1B126*	.65	1.90	20	650D1C126*	-	-	-		
15.0	650D1A156*	.60	1.15	20	650D1B156*	.72	1.90	20	650D1C156*	-	-	-		
18.0	650D1A186*	.58	1.40	20	650D1B186*	.78	1.90	20	650D1C186*	-	-	-		
20.0	650D1A206*	.61	1.40	20	650D1B206*	.82	1.90	20	650D1C206*	-	-	-		
30.0	650D1A306*	.67	1.65	20	650D1B306*	-	-	-	650D1C306*	-	-	-		
40.0	650D1A406*	.77	1.65	20	650D1B406*	-	-	-	650D1C406*	-	-	-		
50.0	650D1A506*	.85	1.65	20	650D1B506*	-	-	-	650D1C506*	-	-	-		

*Add tolerance designator to complete part number: F = ±1%, G = ±2%, J = ±5%, K = ±10%, M = ±20%



**WRAP AND FILL
ROUND CONFIGURATION**

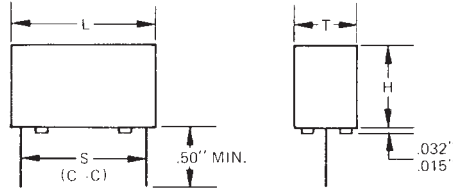
For max. D and L dimensions, allow $\pm .050''$.

LEAD LENGTH: $2.0'' \pm .50''$

400 VOLT DC					600 VOLT DC					1000 VOLT DC				
MFD	PART NO.	DIMENSIONS		LEAD SIZE (AWG)	PART NO.	DIMENSIONS		LEAD SIZE (AWG)	PART NO.	DIMENSIONS		LEAD SIZE (AWG)		
		D	L			D	L			D	L			
.0010	650D1E102*	.15	.40	24	650D1F102*	.15	.40	24	650D1G102*					
.0018	650D1E182*	.15	.40	24	650D1F182*	.16	.40	24	650D1G182*					
.0022	650D1E222*	.15	.40	24	650D1F222*	.18	.40	24	650D1G222*					
.0027	650D1E272*	.15	.40	24	650D1F272*	.15	.53	24	650D1G272*					
.0033	650D1E332*	.15	.40	24	650D1F332*	.15	.53	24	650D1G332*					
.0039	650D1E392*	.16	.40	24	650D1F392*	.16	.53	24	650D1G392*					
.0047	650D1E472*	.17	.40	24	650D1F472*	.17	.53	24	650D1G472*					
.0056	650D1E562*	.15	.56	24	650D1F562*	.19	.53	24	650D1G562*					
.0068	650D1E682*	.15	.56	24	650D1F682*	.20	.53	24	650D1G682*					
.0082	650D1E822*	.15	.56	24	650D1F822*	.22	.53	24	650D1G822*					
.010	650D1E103*	.17	.56	24	650D1F103*	.24	.53	24	650D1G103*					
.012	650D1E123*	.18	.56	24	650D1F123*	.26	.53	24	650D1G123*					
.015	650D1E153*	.20	.56	24	650D1F153*	.29	.53	24	650D1G153*					
.018	650D1E183*	.22	.56	24	650D1F183*	.26	.68	24	650D1G183*					
.022	650D1E223*	.24	.56	24	650D1F223*	.28	.68	24	650D1G223*					
.027	650D1E273*	.27	.56	24	650D1F273*	.27	.78	24	650D1G273*					
.033	650D1E333*	.29	.56	24	650D1F333*	.30	.78	24	650D1G333*					
.039	650D1E393*	.25	.69	24	650D1F393*	.32	.78	24	650D1G393*					
.047	650D1E473*	.27	.69	24	650D1F473*	.35	.78	22	650D1G473*					
.056	650D1E563*	.30	.69	24	650D1F563*	.36	.78	22	650D1G563*					
.068	650D1E683*	.28	.81	24	650D1F683*	.38	.95	22	650D1G683*					
.082	650D1E823*	.31	.81	24	650D1F823*	.36	1.17	22	650D1G823*					
.10	650D1E104*	.34	.81	24	650D1F104*	.39	1.17	22	650D1G104*					
.12	650D1E124*	.37	.81	22	650D1F124*	.42	1.17	22	650D1G124*					
.15	650D1E154*	.35	.95	22	650D1F154*	.48	1.17	20	650D1G154*					
.18	650D1E184*	.40	.95	22	650D1F184*	.51	1.17	20	650D1G184*					
.22	650D1E224*	.38	1.21	22	650D1F224*	.56	1.17	20	650D1G224*					
.27	650D1E274*	.42	1.21	22	650D1F274*	.55	1.45	20	650D1G274*					
.33	650D1E334*	.46	1.21	22	650D1F334*	.61	1.45	20	650D1G334*					
.39	650D1E394*	.50	1.21	20	650D1F394*	.59	1.70	20	650D1G394*					
.47	650D1E474*	.54	1.21	20	650D1F474*	.60	1.90	20	650D1G474*					
.56	650D1E564*	.59	1.21	20	650D1F564*	.65	1.90	20	650D1G564*					
.68	650D1E684*	.57	1.46	20	650D1F684*	.72	1.90	20	650D1G684*					
.82	650D1E824*	.57	1.72	20	650D1F824*	.78	1.90	20	650D1G824*					
1.0	650D1E105*	.57	1.96	20	650D1F105*	.87	1.90	20	650D1G105*					
1.2	650D1E125*	.63	1.96	20	650D1F125*	.94	1.90	20	650D1G125*					
1.5	650D1E155*	.70	1.96	20	650D1F155*	1.05	1.90	20	650D1G155*					
1.8	650D1E185*	.76	1.96	20	650D1F185*	-	-	-	650D1G185*					
2.0	650D1E205*	.81	1.96	20	650D1F205*	-	-	-	650D1G205*					
2.5	650D1E255*	-	-	-	650D1F255*	-	-	-	650D1G255*					
3.0	650D1E305*	-	-	-	650D1F305*	-	-	-	650D1G305*					
3.5	650D1E355*	-	-	-	650D1F355*	-	-	-	650D1G355*					
4.0	650D1E405*	-	-	-	650D1F405*	-	-	-	650D1G405*					
4.5	650D1E455*	-	-	-	650D1F455*	-	-	-	650D1G455*					
5.0	650D1E505*	-	-	-	650D1F505*	-	-	-	650D1G505*					
6.0	650D1E605*	-	-	-	650D1F605*	-	-	-	650D1G605*					
8.0	650D1E805*	-	-	-	650D1F805*	-	-	-	650D1G805*					
10.0	650D1E106*	-	-	-	650D1F106*	-	-	-	650D1G106*					
12.0	650D1E126*	-	-	-	650D1F126*	-	-	-	650D1G126*					
15.0	650D1E156*	-	-	-	650D1F156*	-	-	-	650D1G156*					
18.0	650D1E186*	-	-	-	650D1F186*	-	-	-	650D1G186*					
20.0	650D1E206*	-	-	-	650D1F206*	-	-	-	650D1G206*					
30.0	650D1E306*	-	-	-	650D1F306*	-	-	-	650D1G306*					
40.0	650D1E406*	-	-	-	650D1F406*	-	-	-	650D1G406*					
50.0	650D1E506*	-	-	-	650D1F506*	-	-	-	650D1G506*					

PLEASE CONSULT FACTORY

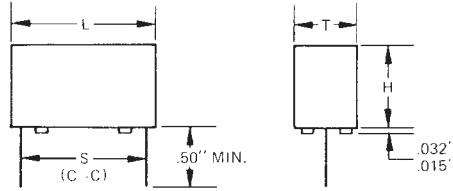
*Add tolerance designator to complete part number: F = $\pm 1\%$, G = $\pm 2\%$, J = $\pm 5\%$, K = $\pm 10\%$, M = $\pm 20\%$


**EPOXY CASE
RECTANGULAR
CONFIGURATION**

 For max. T, H and L dimensions, allow +.010".
 For max. S dimensions, allow +.015".

50 VOLT DC							100 VOLT DC					200 VOLT DC						
MFD	PART NO.	DIMENSIONS				LEAD SIZE (AWG)	PART NO.	DIMENSIONS				LEAD SIZE (AWG)	PART NO.	DIMENSIONS				LEAD SIZE (AWG)
		T	H	L	S			T	H	L	S			T	H	L	S	
.0010	652A1A102*	.18	.30	.42	.300	22	652A1B102*	.18	.30	.42	.300	22	652A1C102*	.18	.30	.42	.300	22
.0027	652A1A272*	.18	.30	.42	.300	22	652A1B272*	.18	.30	.42	.300	22	652A1C272*	.18	.30	.42	.300	22
.0033	652A1A332*	.18	.30	.42	.300	22	652A1B332*	.18	.30	.42	.300	22	652A1C332*	.18	.30	.42	.300	22
.0039	652A1A392*	.18	.30	.42	.300	22	652A1B392*	.18	.30	.42	.300	22	652A1C392*	.18	.30	.42	.300	22
.0047	652A1A472*	.18	.30	.42	.300	22	652A1B472*	.18	.30	.42	.300	22	652A1C472*	.18	.30	.42	.300	22
.0056	652A1A562*	.18	.30	.42	.300	22	652A1B562*	.18	.30	.42	.300	22	652A1C562*	.18	.30	.42	.300	22
.0068	652A1A682*	.18	.30	.42	.300	22	652A1B682*	.18	.30	.42	.300	22	652A1C682*	.18	.30	.42	.300	22
.0082	652A1A822*	.18	.30	.42	.300	22	652A1B822*	.18	.30	.42	.300	22	652A1C822*	.18	.30	.42	.300	22
.010	652A1A103*	.18	.30	.42	.300	22	652A1B103*	.18	.30	.42	.300	22	652A1C103*	.18	.30	.42	.300	22
.012	652A1A123*	.18	.30	.42	.300	22	652A1B123*	.18	.30	.42	.300	22	652A1C123*	.18	.30	.42	.300	22
.015	652A1A153*	.18	.30	.42	.300	22	652A1B153*	.18	.30	.42	.300	22	652A1C153*	.18	.30	.42	.300	22
.018	652A1A183*	.18	.30	.42	.300	22	652A1B183*	.18	.30	.42	.300	22	652A1C183*	.18	.30	.42	.300	22
.022	652A1A223*	.18	.30	.42	.300	22	652A1B223*	.18	.30	.42	.300	22	652A1C223*	.18	.30	.42	.300	22
.027	652A1A273*	.18	.30	.42	.300	22	652A1B273*	.18	.30	.42	.300	22	652A1C273*	.18	.30	.55	.400	22
.033	652A1A333*	.18	.30	.42	.300	22	652A1B333*	.18	.30	.42	.300	22	652A1C333*	.18	.30	.55	.400	22
.039	652A1A393*	.18	.30	.42	.300	22	652A1B393*	.18	.30	.42	.300	22	652A1C393*	.18	.30	.55	.400	22
.047	652A1A473*	.18	.30	.42	.300	22	652A1B473*	.18	.30	.42	.300	22	652A1C473*	.18	.30	.55	.400	22
.056	652A1A563*	.18	.30	.42	.300	22	652A1B563*	.18	.30	.42	.300	22	652A1C563*	.24	.37	.55	.400	22
.068	652A1A683*	.18	.30	.42	.300	22	652A1B683*	.18	.30	.42	.300	22	652A1C683*	.24	.37	.55	.400	22
.082	652A1A823*	.18	.30	.42	.300	22	652A1B823*	.18	.30	.55	.400	22	652A1C823*	.24	.37	.55	.400	22
.10	652A1A104*	.18	.30	.42	.300	22	652A1B104*	.18	.30	.55	.400	22	652A1C104*	.24	.37	.55	.400	22
.12	652A1A124*	.18	.30	.42	.300	22	652A1B124*	.18	.30	.55	.400	22	652A1C124*	.30	.43	.55	.400	22
.15	652A1A154*	.18	.30	.42	.300	22	652A1B154*	.18	.30	.55	.400	22	652A1C154*	.30	.43	.55	.400	22
.18	652A1A184*	.18	.30	.55	.400	22	652A1B184*	.24	.37	.55	.400	22	652A1C184*	.30	.43	.67	.500	22
.22	652A1A224*	.18	.30	.55	.400	22	652A1B224*	.24	.37	.55	.400	22	652A1C224*	.30	.43	.67	.500	22
.27	652A1A274*	.18	.30	.55	.400	22	652A1B274*	.24	.37	.55	.400	22	652A1C274*	.30	.43	.82	.600	22
.33	652A1A334*	.18	.30	.55	.400	22	652A1B334*	.30	.43	.55	.400	22	652A1C334*	.40	.55	.82	.600	20
.39	652A1A394*	.18	.30	.55	.400	22	652A1B394*	.30	.43	.55	.400	22	652A1C394*	.40	.55	.82	.600	20
.47	652A1A474*	.24	.37	.55	.400	22	652A1B474*	.30	.43	.67	.500	22	652A1C474*	.40	.55	.82	.600	20
.56	652A1A564*	.24	.37	.55	.400	22	652A1B564*	.30	.43	.67	.500	22	652A1C564*	.40	.55	1.04	.800	20
.68	652A1A684*	.24	.37	.55	.400	22	652A1B684*	.30	.43	.82	.600	22	652A1C684*	.40	.55	1.24	1.100	20
.82	652A1A824*	.30	.43	.55	.400	22	652A1B824*	.40	.55	.82	.600	20	652A1C824*	.40	.55	1.24	1.100	20
1.0	652A1A105*	.30	.43	.55	.400	22	652A1B105*	.40	.55	.82	.600	20	652A1C105*	.40	.55	1.24	1.100	20
1.2	652A1A125*	.30	.43	.67	.500	22	652A1B125*	.40	.55	.82	.600	20	652A1C125*	.57	.73	1.24	1.100	20
1.5	652A1A155*	.30	.43	.67	.500	22	652A1B155*	.40	.55	1.04	.800	20	652A1C155*	.57	.73	1.24	1.100	20
1.8	652A1A185*	.30	.43	.82	.600	22	652A1B185*	.40	.55	1.04	.800	20	652A1C185*	.57	.73	1.24	1.100	20
2.0	652A1A205*	.30	.47	.82	.600	22	652A1B205*	.40	.55	1.24	1.100	20	652A1C205*	.57	.73	1.24	1.100	20
2.5	652A1A255*	.40	.55	.82	.600	20	652A1B255*	.40	.55	1.24	1.100	20	652A1C255*	.57	.73	1.75	1.600	20
3.0	652A1A305*	.40	.55	.82	.600	20	652A1B305*	.40	.55	1.24	1.100	20	652A1C305*	.57	.73	1.75	1.600	20
3.5	652A1A355*	.40	.55	.82	.600	20	652A1B355*	.57	.73	1.24	1.100	20	652A1C355*	.57	.73	1.75	1.600	20
4.0	652A1A405*	.40	.55	1.04	.800	20	652A1B405*	.57	.73	1.24	1.100	20	652A1C405*	-	-	-	-	-
4.5	652A1A455*	.40	.55	1.04	.800	20	652A1B455*	.57	.73	1.24	1.100	20	652A1C455*	-	-	-	-	-
5.0	652A1A505*	.40	.55	1.24	1.100	20	652A1B505*	.57	.73	1.24	1.100	20	652A1C505*	-	-	-	-	-
6.0	652A1A605*	.40	.55	1.24	1.100	20	652A1B605*	.57	.73	1.24	1.100	20	652A1C605*	-	-	-	-	-
8.0	652A1A805*	.40	.55	1.24	1.100	20	652A1B805*	.57	.73	1.75	1.600	20	652A1C805*	-	-	-	-	-
10.0	652A1A106*	.57	.73	1.24	1.100	20	652A1B106*	-	-	-	-	-	652A1C106*	-	-	-	-	-
12.0	652A1A126*	.57	.73	1.24	1.100	20	652A1B126*	-	-	-	-	-	652A1C126*	-	-	-	-	-
15.0	652A1A156*	.57	.73	1.24	1.100	20	652A1B156*	-	-	-	-	-	652A1C156*	-	-	-	-	-
18.0	652A1A186*	.57	.73	1.75	1.600	20	652A1B186*	-	-	-	-	-	652A1C186*	-	-	-	-	-
20.0	652A1A206*	.57	.73	1.75	1.600	20	652A1B206*	-	-	-	-	-	652A1C206*	-	-	-	-	-

*Add tolerance designator to complete part number: F = ±1%, G = ±2%, J = ±5%, K = ±10%, M = ±20%



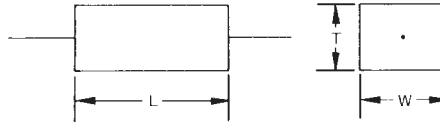
**EPOXY CASE
RECTANGULAR
CONFIGURATION**

For max. T, H and L dimensions, allow $+.010''$.
For max. S dimensions, allow $+.015''$.

400 VOLT DC							600 VOLT DC					1000 VOLT DC						
MFD	PART NO.	DIMENSIONS				LEAD SIZE (AWG)	PART NO.	DIMENSIONS				LEAD SIZE (AWG)	PART NO.	DIMENSIONS				LEAD SIZE (AWG)
		T	H	L	S			T	H	L	S			T	H	L	S	
.0010	652A1E102*	.18	.30	.42	.300	22	652A1F102*	.18	.30	.42	.300	22	652A1G102*					
.0027	652A1E272*	.18	.30	.42	.300	22	652A1F272*	.16	.30	.55	.400	22	652A1G272*					
.0033	652A1E332*	.18	.30	.42	.300	22	652A1F332*	.18	.30	.55	.400	22	652A1G332*					
.0039	652A1E392*	.18	.30	.42	.300	22	652A1F392*	.18	.30	.55	.400	22	652A1G392*					
.0047	652A1E472*	.18	.30	.42	.300	22	652A1F472*	.18	.30	.55	.400	22	652A1G472*					
.0056	652A1E562*	.18	.30	.55	.400	22	652A1F562*	.18	.30	.55	.400	22	652A1G562*					
.0068	652A1E682*	.18	.30	.55	.400	22	652A1F682*	.24	.37	.55	.400	22	652A1G682*					
.0082	652A1E822*	.18	.30	.55	.400	22	652A1F822*	.24	.37	.55	.400	22	652A1G822*					
.010	652A1E103*	.18	.30	.55	.400	22	652A1F103*	.24	.37	.55	.400	22	652A1G103*					
.012	652A1E123*	.18	.30	.55	.400	22	652A1F123*	.30	.43	.55	.400	22	652A1G123*					
.015	652A1E153*	.24	.37	.55	.400	22	652A1F153*	.30	.43	.55	.400	22	652A1G153*					
.018	652A1E183*	.24	.37	.55	.400	22	652A1F183*	.30	.43	.67	.500	22	652A1G183*					
.022	652A1E223*	.24	.37	.55	.400	22	652A1F223*	.30	.43	.67	.500	22	652A1G223*					
.027	652A1E273*	.30	.43	.55	.400	22	652A1F273*	.30	.43	.82	.600	22	652A1G273*					
.033	652A1E333*	.30	.43	.55	.400	22	652A1F333*	.30	.43	.82	.600	22	652A1G333*					
.039	652A1E393*	.30	.43	.67	.500	22	652A1F393*	.40	.55	.82	.600	20	652A1G393*					
.047	652A1E473*	.30	.43	.67	.500	22	652A1F473*	.40	.55	.82	.600	20	652A1G473*					
.056	652A1E563*	.30	.43	.67	.500	22	652A1F563*	.40	.55	.82	.600	20	652A1G563*					
.068	652A1E683*	.30	.43	.82	.600	22	652A1F683*	.40	.55	1.04	.800	20	652A1G683*					
.082	652A1E823*	.30	.43	.82	.600	22	652A1F823*	.40	.55	1.24	1.100	20	652A1G823*					
.10	652A1E104*	.40	.55	.82	.600	20	652A1F104*	.40	.55	1.24	1.100	20	652A1G104*					
.12	652A1E124*	.40	.55	.82	.600	20	652A1F124*	.40	.55	1.24	1.100	20	652A1G124*					
.15	652A1E154*	.40	.55	1.04	.800	20	652A1F154*	.57	.73	1.24	1.100	20	652A1G154*					
.18	652A1E184*	.40	.55	1.04	.800	20	652A1F184*	.57	.73	1.24	1.100	20	652A1G184*					
.22	652A1E224*	.40	.55	1.24	1.100	20	652A1F224*	.57	.73	1.24	1.100	20	652A1G224*					
.27	652A1E274*	.40	.55	1.24	1.100	20	652A1F274*	.57	.73	1.75	1.600	20	652A1G274*					
.33	652A1E334*	.57	.73	1.24	1.100	20	652A1F334*	.57	.73	1.75	1.600	20	652A1G334*					
.39	652A1E394*	.57	.73	1.24	1.100	20	652A1F394*	.57	.73	1.75	1.600	20	652A1G394*					
.47	652A1E474*	.57	.73	1.24	1.100	20	652A1F474*	-	-	-	-	-	652A1G474*					
.56	652A1E564*	.57	.73	1.24	1.100	20	652A1F564*	-	-	-	-	-	652A1G564*					
.68	652A1E684*	.57	.73	1.75	1.600	20	652A1F684*	-	-	-	-	-	652A1G684*					
.82	652A1E824*	.57	.73	1.75	1.600	20	652A1F824*	-	-	-	-	-	652A1G824*					
1.0	652A1E105*	-	-	-	-	-	652A1F105*	-	-	-	-	-	652A1G105*					
1.2	652A1E125*	-	-	-	-	-	652A1F125*	-	-	-	-	-	652A1G125*					
1.5	652A1E155*	-	-	-	-	-	652A1F155*	-	-	-	-	-	652A1G155*					
1.8	652A1E185*	-	-	-	-	-	652A1F185*	-	-	-	-	-	652A1G185*					
2.0	652A1E205*	-	-	-	-	-	652A1F205*	-	-	-	-	-	652A1G205*					
2.5	652A1E255*	-	-	-	-	-	652A1F255*	-	-	-	-	-	652A1G255*					
3.0	652A1E305*	-	-	-	-	-	652A1F305*	-	-	-	-	-	652A1G305*					
3.5	652A1E355*	-	-	-	-	-	652A1F355*	-	-	-	-	-	652A1G355*					
4.0	652A1E405*	-	-	-	-	-	652A1F405*	-	-	-	-	-	652A1G405*					
4.5	652A1E455*	-	-	-	-	-	652A1F455*	-	-	-	-	-	652A1G455*					
5.0	652A1E505*	-	-	-	-	-	652A1F505*	-	-	-	-	-	652A1G505*					
6.0	652A1E605*	-	-	-	-	-	652A1F605*	-	-	-	-	-	652A1G605*					
8.0	652A1E805*	-	-	-	-	-	652A1F805*	-	-	-	-	-	652A1G805*					
10.0	652A1E106*	-	-	-	-	-	652A1F106*	-	-	-	-	-	652A1G106*					
12.0	652A1E126*	-	-	-	-	-	652A1F126*	-	-	-	-	-	652A1G126*					
15.0	652A1E156*	-	-	-	-	-	652A1F156*	-	-	-	-	-	652A1G156*					
18.0	652A1E186*	-	-	-	-	-	652A1F186*	-	-	-	-	-	652A1G186*					
20.0	652A1E206*	-	-	-	-	-	652A1F206*	-	-	-	-	-	652A1G206*					

PLEASE CONSULT FACTORY

*Add tolerance designator to complete part number: F = $\pm 1\%$, G = $\pm 2\%$, J = $\pm 5\%$, K = $\pm 10\%$, M = $\pm 20\%$



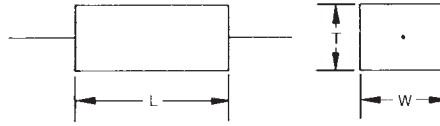
**EPOXY CASE
RECTANGULAR
CONFIGURATION**

For max. T and W dimensions, allow + .010".
For max. L dimension, allow + .030".

LEAD LENGTH: 2.0" ± .50"

50 VOLT DC						100 VOLT DC				200 VOLT DC					
MFD	PART NO.	DIMENSIONS			LEAD SIZE (AWG)	PART NO.	DIMENSIONS			LEAD SIZE (AWG)	PART NO.	DIMENSIONS			LEAD SIZE (AWG)
		T	W	L			T	W	L			T	W	L	
.0010	653A1A102*	.17	.29	.42	26	653A1B102*	.17	.29	.42	26	653A1C102*	.17	.29	.42	26
.0027	653A1A272*	.17	.29	.42	26	653A1B272*	.17	.29	.42	26	653A1C272*	.17	.29	.42	26
.0033	653A1A332*	.17	.29	.42	26	653A1B332*	.17	.29	.42	26	653A1C332*	.17	.29	.42	26
.0039	653A1A392*	.17	.29	.42	26	653A1B392*	.17	.29	.42	26	653A1C392*	.17	.29	.42	26
.0047	653A1A472*	.17	.29	.42	26	653A1B472*	.17	.29	.42	26	653A1C472*	.17	.29	.42	26
.0056	653A1A562*	.17	.29	.42	26	653A1B562*	.17	.29	.42	26	653A1C562*	.17	.29	.42	26
.0068	653A1A682*	.17	.29	.42	26	653A1B682*	.17	.29	.42	26	653A1C682*	.17	.29	.42	26
.0082	653A1A822*	.17	.29	.42	26	653A1B822*	.17	.29	.42	26	653A1C822*	.17	.29	.42	26
.010	653A1A103*	.17	.29	.42	26	653A1B103*	.17	.29	.42	26	653A1C103*	.17	.29	.42	26
.012	653A1A123*	.17	.29	.42	26	653A1B123*	.17	.29	.42	26	653A1C123*	.17	.29	.42	26
.015	653A1A153*	.17	.29	.42	26	653A1B153*	.17	.29	.42	26	653A1C153*	.17	.29	.42	26
.018	653A1A183*	.17	.29	.42	26	653A1B183*	.17	.29	.42	26	653A1C183*	.17	.29	.42	26
.022	653A1A223*	.17	.29	.42	26	653A1B223*	.17	.29	.42	26	653A1C223*	.17	.29	.42	26
.027	653A1A273*	.17	.29	.42	26	653A1B273*	.17	.29	.42	26	653A1C273*	.17	.29	.55	26
.033	653A1A333*	.17	.29	.42	26	653A1B333*	.17	.29	.42	26	653A1C333*	.17	.29	.55	26
.039	653A1A393*	.17	.29	.42	26	653A1B393*	.17	.29	.42	26	653A1C393*	.17	.29	.55	26
.047	653A1A473*	.17	.29	.42	26	653A1B473*	.17	.29	.42	26	653A1C473*	.23	.36	.55	26
.056	653A1A563*	.17	.29	.42	26	653A1B563*	.17	.29	.42	26	653A1C563*	.23	.36	.55	26
.068	653A1A683*	.17	.29	.42	26	653A1B683*	.17	.29	.42	26	653A1C683*	.23	.36	.55	26
.082	653A1A823*	.17	.29	.42	26	653A1B823*	.17	.29	.55	26	653A1C823*	.29	.42	.55	26
.10	653A1A104*	.17	.29	.42	26	653A1B104*	.17	.29	.55	26	653A1C104*	.29	.42	.55	24
.12	653A1A124*	.17	.29	.42	26	653A1B124*	.17	.29	.55	26	653A1C124*	.29	.42	.55	24
.15	653A1A154*	.17	.29	.42	26	653A1B154*	.23	.36	.55	24	653A1C154*	.29	.42	.67	24
.18	653A1A184*	.17	.29	.55	26	653A1B184*	.23	.36	.55	24	653A1C184*	.29	.42	.67	24
.22	653A1A224*	.17	.29	.55	26	653A1B224*	.23	.36	.55	24	653A1C224*	.29	.42	.67	24
.27	653A1A274*	.17	.29	.55	26	653A1B274*	.29	.42	.55	24	653A1C274*	.39	.54	.82	24
.33	653A1A334*	.17	.29	.55	26	653A1B334*	.29	.42	.55	24	653A1C334*	.39	.54	.82	22
.39	653A1A394*	.23	.36	.55	24	653A1B394*	.29	.42	.55	24	653A1C394*	.39	.54	.82	22
.47	653A1A474*	.23	.36	.55	24	653A1B474*	.29	.42	.67	24	653A1C474*	.39	.54	.82	22
.56	653A1A564*	.23	.36	.55	24	653A1B564*	.29	.42	.67	24	653A1C564*	.39	.54	1.04	22
.68	653A1A684*	.23	.36	.55	24	653A1B684*	.29	.42	.82	24	653A1C684*	.39	.54	1.24	22
.82	653A1A824*	.29	.42	.55	24	653A1B824*	.39	.54	.82	22	653A1C824*	.39	.54	1.24	22
1.0	653A1A105*	.29	.42	.55	24	653A1B105*	.39	.54	.82	22	653A1C105*	.56	.72	1.24	22
1.2	653A1A125*	.29	.42	.67	24	653A1B125*	.39	.54	.82	22	653A1C125*	.56	.72	1.24	20
1.5	653A1A155*	.29	.42	.67	24	653A1B155*	.39	.54	1.04	22	653A1C155*	.56	.72	1.24	20
1.8	653A1A185*	.29	.42	.82	24	653A1B185*	.39	.54	1.04	22	653A1C185*	.56	.72	1.24	20
2.0	653A1A205*	.29	.42	.82	22	653A1B205*	.39	.54	1.24	22	653A1C205*	.56	.72	1.24	20
2.5	653A1A255*	.39	.54	.82	22	653A1B255*	.39	.54	1.24	22	653A1C255*	.56	.72	1.75	20
3.0	653A1A305*	.39	.54	.82	22	653A1B305*	.56	.72	1.24	20	653A1C305*	.56	.72	1.75	20
3.5	653A1A355*	.39	.54	.82	22	653A1B355*	.56	.72	1.24	20	653A1C355*	.56	.72	1.95	20
4.0	653A1A405*	.39	.54	1.04	22	653A1B405*	.56	.72	1.24	20	653A1C405*	-	-	-	-
4.5	653A1A455*	.39	.54	1.04	22	653A1B455*	.56	.72	1.24	20	653A1C455*	-	-	-	-
5.0	653A1A505*	.39	.54	1.24	22	653A1B505*	.56	.72	1.24	20	653A1C505*	-	-	-	-
6.0	653A1A605*	.39	.54	1.24	22	653A1B605*	.56	.72	1.24	20	653A1C605*	-	-	-	-
8.0	653A1A805*	.56	.72	1.24	20	653A1B805*	.56	.72	1.50	20	653A1C805*	-	-	-	-
10.0	653A1A106*	.56	.72	1.24	20	653A1B106*	-	-	-	-	653A1C106*	-	-	-	-
12.0	653A1A126	.56	.72	1.24	20	653A1B126	-	-	-	-	653A1C126	-	-	-	-
15.0	653A1A156*	.56	.72	1.24	20	653A1B156*	-	-	-	-	653A1C156*	-	-	-	-
18.0	653A1A186*	.56	.72	1.75	20	653A1B186*	-	-	-	-	653A1C186*	-	-	-	-
20.0	653A1A206*	.56	.72	1.75	20	653A1B206*	-	-	-	-	653A1C206*	-	-	-	-

*Add tolerance designator to complete part number: F = ±1%, G = ±2%, J = ±5%, K = ±10%, M = ±20%



**EPOXY CASE
RECTANGULAR
CONFIGURATION**

For max. T and W dimensions, allow + .010".
For max. L dimension, allow + .030".

LEAD LENGTH: 2.0" ± .50"

400 VOLT DC						600 VOLT DC				1000 VOLT DC					
MFD	PART NO.	DIMENSIONS			LEAD SIZE (AWG)	PART NO.	DIMENSIONS			LEAD SIZE (AWG)	PART NO.	DIMENSIONS			LEAD SIZE (AWG)
		T	W	L			T	W	L			T	W	L	
.0010	653A1E102*	.17	.29	.42	26	653A1F102*	.17	.29	.42	26	653A1G102*				
.0027	653A1E272*	.17	.29	.42	26	653A1F272*	.17	.29	.55	26	653A1G272*				
.0033	653A1E332*	.17	.29	.42	26	653A1F332*	.17	.29	.55	26	653A1G332*				
.0039	653A1E392*	.17	.29	.42	26	653A1F392*	.17	.29	.55	26	653A1G392*				
.0047	653A1E472*	.17	.29	.42	26	653A1F472*	.17	.29	.55	26	653A1G472*				
.0056	653A1E562*	.17	.28	.55	26	653A1F562*	.23	.36	.55	26	653A1G562*				
.0068	653A1E682*	.17	.29	.55	26	653A1F682*	.23	.36	.55	26	653A1G682*				
.0082	653A1E822*	.17	.29	.55	26	653A1F822*	.23	.36	.55	26	653A1G822*				
.010	653A1E103*	.17	.29	.55	26	653A1F103*	.29	.42	.55	24	653A1G103*				
.012	653A1E123*	.23	.36	.55	26	653A1F123*	.29	.42	.55	24	653A1G123*				
.015	653A1E153*	.23	.36	.55	26	653A1F153*	.29	.42	.55	24	653A1G153*				
.018	653A1E183*	.23	.36	.55	26	653A1F183*	.29	.42	.67	24	653A1G183*				
.022	653A1E223*	.29	.42	.55	26	653A1F223*	.29	.42	.67	24	653A1G223*				
.027	653A1E273*	.29	.42	.55	26	653A1F273*	.29	.42	.82	24	653A1G273*				
.033	653A1E333*	.29	.42	.55	26	653A1F333*	.29	.42	.82	24	653A1G333*				
.039	653A1E393*	.29	.42	.67	26	653A1F393*	.39	.54	.82	22	653A1G393*				
.047	653A1E473*	.29	.42	.67	26	653A1F473*	.39	.54	.82	22	653A1G473*				
.056	653A1E563*	.29	.42	.67	26	653A1F563*	.39	.54	.82	22	653A1G563*				
.068	653A1E683*	.29	.42	.82	24	653A1F683*	.39	.54	1.04	22	653A1G683*				
.082	653A1E823*	.39	.54	.82	22	653A1F823*	.39	.54	1.24	22	653A1G823*				
.10	653A1E104*	.39	.54	.82	22	653A1F104*	.39	.54	1.24	22	653A1G104*				
.12	653A1E124*	.39	.54	.82	22	653A1F124*	.39	.54	1.24	22	653A1G124*				
.15	653A1E154*	.39	.54	1.04	22	653A1F154*	.56	.72	1.24	20	653A1G154*				
.18	653A1E184*	.39	.54	1.04	22	653A1F184*	.56	.72	1.24	20	653A1G184*				
.22	653A1E224*	.39	.54	1.24	22	653A1F224*	.56	.72	1.24	20	653A1G224*				
.27	653A1E274*	.39	.54	1.24	22	653A1F274*	.56	.72	1.50	20	653A1G274*				
.33	653A1E334*	.56	.72	1.24	20	653A1F334*	.56	.72	1.50	20	653A1G334*				
.39	653A1E394*	.56	.72	1.24	20	653A1F394*	.56	.72	1.75	20	653A1G394*				
.47	653A1E474*	.56	.72	1.24	20	653A1F474*	.56	.72	1.95	20	653A1G474*				
.56	653A1E564*	.56	.72	1.24	20	653A1F564*	-	-	-	-	653A1G564*				
.68	653A1E684*	.56	.72	1.50	20	653A1F684*	-	-	-	-	653A1G684*				
.82	653A1E824*	.56	.72	1.75	20	653A1F824*	-	-	-	-	653A1G824*				
1.0	653A1E105*	.56	.72	1.95	20	653A1F105*	-	-	-	-	653A1G105*				
1.2	653A1E125*	-	-	-	-	653A1F125*	-	-	-	-	653A1G125*				
1.5	653A1E155*	-	-	-	-	653A1F155*	-	-	-	-	653A1G155*				
1.8	653A1E185*	-	-	-	-	653A1F185*	-	-	-	-	653A1G185*				
2.0	653A1E205*	-	-	-	-	653A1F205*	-	-	-	-	653A1G205*				
2.5	653A1E255*	-	-	-	-	653A1F255*	-	-	-	-	653A1G255*				
3.0	653A1E305*	-	-	-	-	653A1F305*	-	-	-	-	653A1G305*				
3.5	653A1E355*	-	-	-	-	653A1F355*	-	-	-	-	653A1G355*				
4.0	653A1E405*	-	-	-	-	653A1F405*	-	-	-	-	653A1G405*				
4.5	653A1E455*	-	-	-	-	653A1F455*	-	-	-	-	653A1G455*				
5.0	653A1E505*	-	-	-	-	653A1F505*	-	-	-	-	653A1G505*				
6.0	653A1E605*	-	-	-	-	653A1F605*	-	-	-	-	653A1G605*				
8.0	653A1E805*	-	-	-	-	653A1F805*	-	-	-	-	653A1G805*				
10.0	653A1E106*	-	-	-	-	653A1F106*	-	-	-	-	653A1G106*				
12.0	653A1E126	-	-	-	-	653A1F126	-	-	-	-	653A1G126				
15.0	653A1E156*	-	-	-	-	653A1F156*	-	-	-	-	653A1G156*				
18.0	653A1E186*	-	-	-	-	653A1F186*	-	-	-	-	653A1G186*				
20.0	653A1E206*	-	-	-	-	653A1F206*	-	-	-	-	653A1G206*				

PLEASE CONSULT FACTORY

*Add tolerance designator to complete part number: F = ±1%, G = ±2%, J = ±5%, K = ±10%, M = ±20%