



EAN code
 PRM-91H-8/UNI: 8595188135511
 PRM-91H-11/UNI: 8595188111638
 PRM-92H/UNI: 8595188111096
 PRM-2H/UNI: 8595188111645

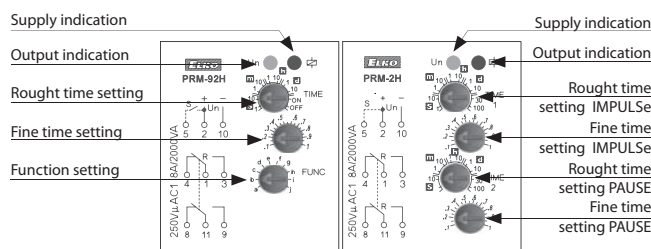
Technical parameters	PRM-91H/8	PRM-91H/11	PRM-92H	PRM-2H
Number of functions:	10		2	
Supply:	pins 2 and 7	pins 2 and 10	pins 2 and 10	pins 2 and 10
Voltage range:	AC/DC 12 - 240 V (AC 50 - 60 Hz)			
Burden:	AC 0.7 - 3 VA / DC 0.5 - 1.7 W			
Supply voltage tolerance:	-15 %; +10 %			
Supply indication:	green LED			
Time ranges:	0.1 s - 10 days		0.1 s - 100 days	
Time setting:	rotary switch and potentiometer			
Time deviation:	5 % - mechanical setting			
Repeat accuracy:	0.2 % - set value stability			
Temperature coefficient:	0.01 % / °C, at = 20 °C (0.01 % / °F, at = 68 °F)			
Output				
Number of contacts:	1x changeover/ SPDT (AgNi / Silver Alloy)		2x changeover/ DPDT (AgNi / Silver Alloy)	
Current rating:	16 A / AC1		8 A / AC1	
Breaking capacity:	4000 VA / AC1, 384 W / DC		2000 VA / AC1, 192 W / DC	
Inrush current:	30 A / < 3 s		10 A / < 3 s	
Switching voltage:	250 V AC1 / 24 V DC			
Min. breaking capacity DC:	500 mW			
Output indication:	multifunction red LED			
Mechanical life:	3x10 ⁷			
Electrical life (AC1):	0.7x10 ⁵			
Control				
Control. voltage:	in the supply voltage range			
Control power input:	AC 0.025 - 0.2 VA / DC 0.1 - 0.7 W (UNI)			
Load between 5-10:	Yes			
Glow-tubes:	No			
Control terminals:	2-5			
Max. capacity of cable control:	0.1 μF			
-without connected glow-lamps:	0.1 μF			
Impulse length:	min. 25 ms / max. unlimited			
Reset time:	max. 150 ms			
Other information				
Operating temperature:	-20 .. +55 °C			
Storage temperature:	-30 .. +70 °C			
Electrical strength:	2.5 kV			
Operating position:	any			
Mounting:	DIN rail EN 60715			
Protection degree:	IP 40 from front panel			
Overvoltage category:	III.			
Pollution degree:	2			
Dimensions:	50 x 38 x 53 mm			
Weight:	57 g	57 g	58 g	58 g
Standards:	EN 61812-1, EN 61010-1			

Time ranges

Time ranges of PRM-91H, PRM-92H are identical with CRM-91H. See page 17.
 Time ranges of PRM-2H are identical with CRM-2H. See page 14.

- Multifunction time relays are equivalents by module types of relay, designed to standardized plump 11 or 8 pin socket
- Pin type enables easy changing, replacement older type of relays (pin-compatible) or easy changing auxiliary relay for time relays
- Multifunction time relay **PRM-91H**
 - 8 or 11 pin type
 - 10 time functions, time scale from 0.1 s to 10 days is divided into 10 ranges
 - output contact 1x 16 A / 4000 VA, 250 V AC1
- Multifunction time relay **PRM-92H**
 - 11 pin type
 - 10 time functions, time scale from 0,1 s to 10 days is divided into 10 ranges
 - output contact 2x 8 A / 2000 VA, 250 V AC1
- Asymmetric cycler **PRM-2H**
 - 11 pin type
 - 2 time functions, time scale from 0,1 s to 100 days is divided into 10 ranges
 - output contact 2x 8 A / 2000 VA, 250 V AC1
- Universal supply voltage AC/DC 12 - 240 V
- Output indication: multif. red LED, flashing at certain states
- PLUG-IN relays

Description

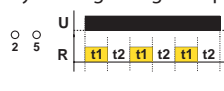


Functions

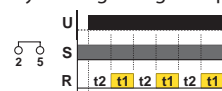
PRM-91H, PRM-92H: Functions of PRM-91H, PRM-92H are identical with CRM-91H. See page 16.

PRM-2H: Choice Function in PRM-2H is done by connecting terminals 2 and 5.

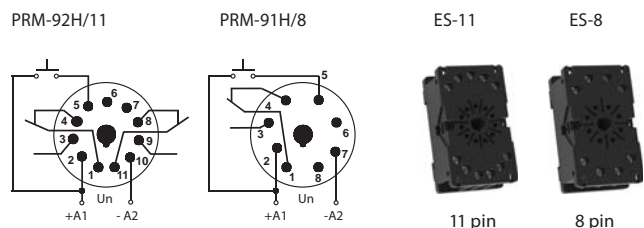
Cycler beginning with pulse



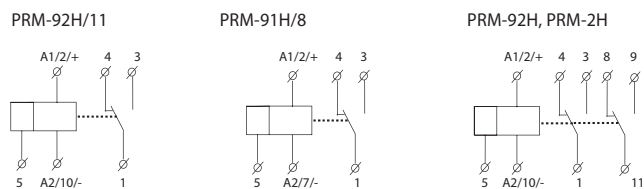
Cycler beginning with pause



Connection



Symbol



LEGEND TO DESCRIPTION
 polarity- outputs/number on module/on socket