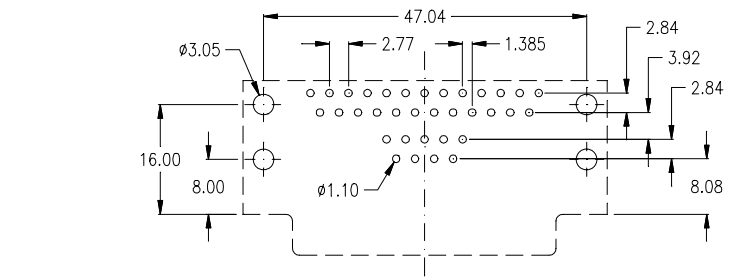
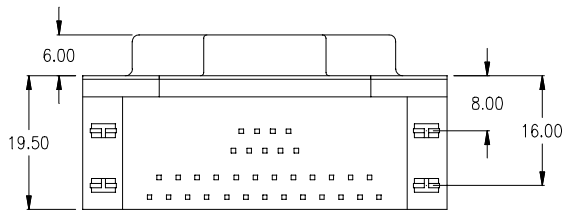
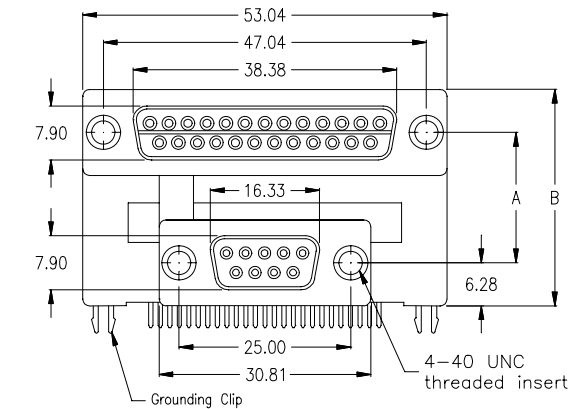
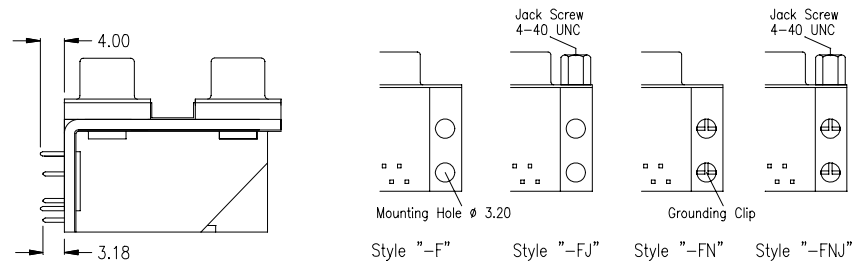


25-pin female / 9-pin female

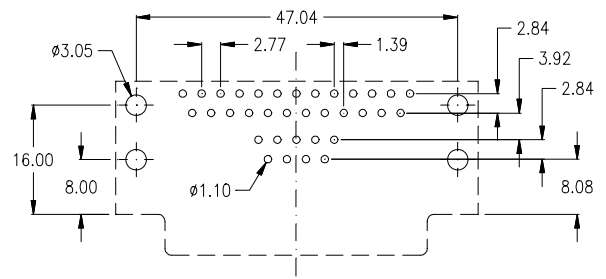
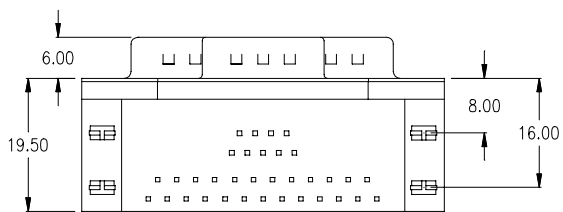
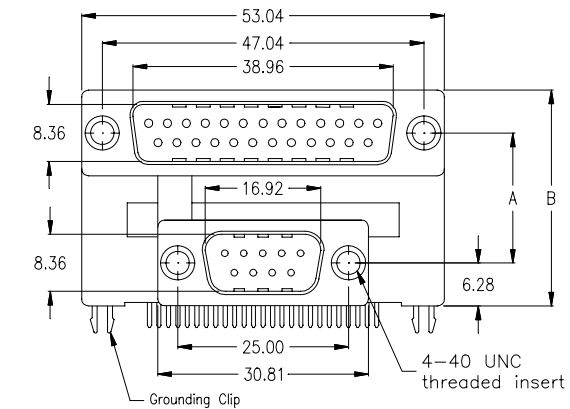


PCB hole layout

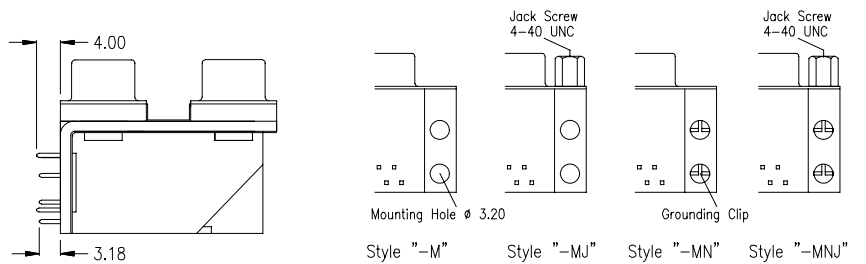


without grounding clips just 4 mounting holes	without grounding clips, just 4 mounting holes; 4 jack screws 4-40 UNC mounted	with 4 grounding clips (as above drawing)	with 4 grounding clips; 4 jack screws 4-40 UNC mounted	Distance Dimensions
SDD-2509-2-95-F	SDD-2509-2-95-FJ	SDD-2509-2-95-FN	SDD-2509-2-95-FNJ	„A“ = 19.05 „B“ = 31.60

25-pin male / 9-pin male



PCB hole layout



without grounding clips just 4 mounting holes	without grounding clips, just 4 mounting holes; 4 jack screws 4-40 UNC mounted	with 4 grounding clips (as above drawing)	with 4 grounding clips; 4 jack screws 4-40 UNC mounted	Distance Dimensions
SDD-2509-2-95-M	SDD-2509-2-95-MJ	SDD-2509-2-95-MN	SDD-2509-2-95-MNJ	„A“ = 19.05 „B“ = 31.60