


DDG / DDS SERIES

SLIDE STANDARD PROFILE "IC" TYPE



◆ Features

- Tactile response is performed directly by larger contact pressure to ensure very stable contact.
- All UL 94V-0 fire retardant plastics used.
- Bottom epoxy sealed standard to ensure free of flux immersion during wave soldering.
- Contact wiping on make and break.
- Gold plated (**gold/gold**) or silver plated (**tin/silver**) contact to ensure low contact resistance and long operation life.
- Ideal for data processing, communications, remote controls and burglar alarm system use, where manual programming is required.

◆ Specifications

1. ELECTRICAL


- 1-1 Contact Rating
- switching : 25 mA, 24 VDC
 - non-switching : 100 mA
- 1-2 Contact Resistance
- initial : 50 mΩ max.
 - after life test : 100 mΩ max.
- 1-3 Insulation Resistance : 1000 MΩ min. at 100 VDC
- 1-4 Dielectric Strength : 500 VDC for 1 min.
- 1-5 Capacitance between adjacent switches : 5pF max.

2. MECHANICAL and ENVIRONMENTAL

- 2-1 Temperature rating
- operating : -25°C to +70°C
 - storage : -40°C to +85°C
- 2-2 Operating force : 800 g max.
- 2-3 Mechanical life : 2000 operations
- 2-4 Humidity : 95% RH, 40°C for 96 hours
- 2-5 Vibration : Per MIL-STD-202F, method 204D
- 2-6 Solderability : 95% coverage after 230°C +/- 5°C for 5 sec.
- 2-7 Soldering temperature : 260°C max. for 5 seconds

◆ Dimensions and circuitry

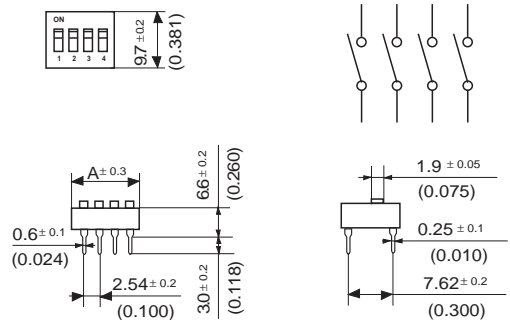
SPST 2-12 Positions




DIMENSION A

Position	2	3	4	5	6	7	8	9	10	12
A	6.7 (0.264)	9.2 (0.362)	11.7 (0.461)	14.2 (0.559)	16.7 (0.657)	19.2 (0.756)	21.7 (0.854)	24.2 (0.953)	26.7 (1.050)	31.8 (1.250)

Unit: mm (inch)



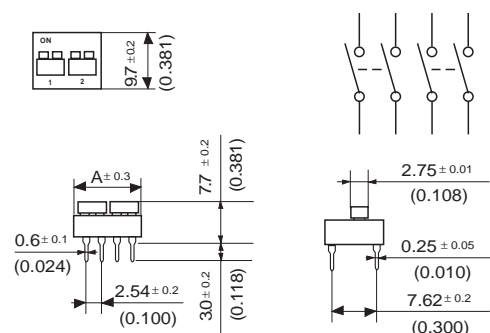
DPST 1-6 Positions




DIMENSION A

Position	1	2	3	4	5	6
A	6.7 (0.264)	11.7 (0.461)	16.7 (0.657)	21.7 (0.854)	26.7 (1.050)	31.8 (1.250)

Unit: mm (inch)



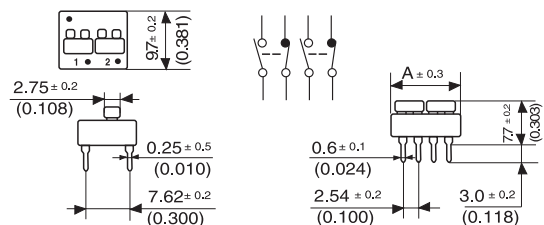
SPDT 1-6 Positions




DIMENSION A

Positions	1	2	3	4	5	6
A	6.7 (0.264)	11.7 (0.461)	16.7 (0.657)	21.7 (0.854)	26.7 (1.050)	31.8 (1.250)

Unit: mm (inch)



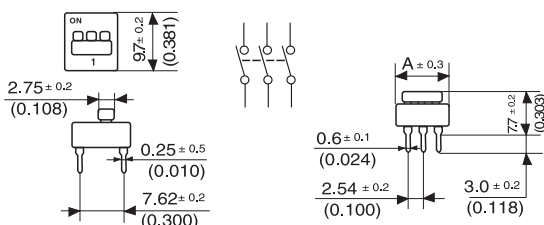
3PST 1-4 Positions




DIMENSION A

Positions	1	2	3	4
A	9.2 (0.362)	16.7 (0.657)	24.2 (0.953)	31.8 (1.250)

Unit: mm (inch)



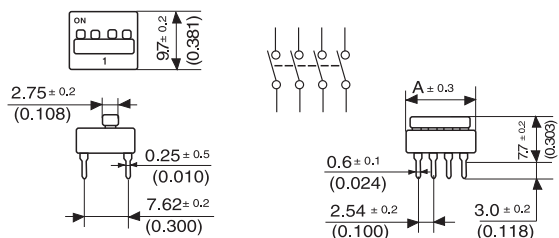
4PST 1-3 Positions




DIMENSION A

Positions	1	2	3
A	11.7 (0.461)	21.7 (0.854)	31.8 (1.250)

Unit: mm (inch)



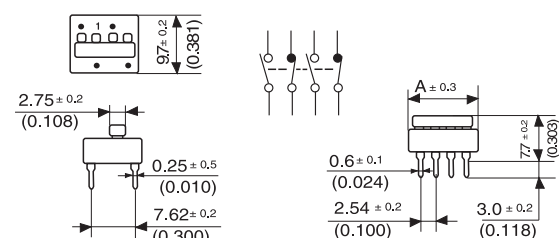
DPDT 1-3 Positions



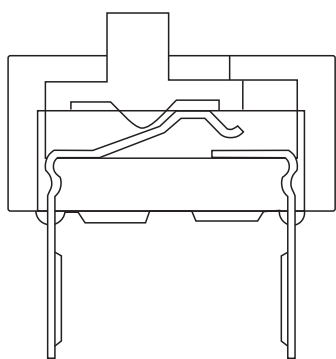
DIMENSION A

Positions	1	2	3
A	11.7 (0.461)	21.7 (0.854)	31.8 (1.250)

Unit: mm (inch)



◆ Construction



◆ Part Numbering System

DDG - 1 08 - S Z

RoHS compliant

Actuator and Sealing: **S** = Standard
L = Low profile actuators
LT = Low profile Plus Tape sealed
ST = Standard Plus Tape sealed
SRA = Right angle type

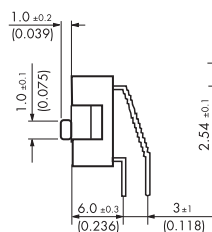

Number of Positions: See Dimensions and Circuitry

Contacts Form: **1** = SPST **2** = DPDT **3** = SPDT
4 = 3PST **5** = 4PST **6** = DPDT

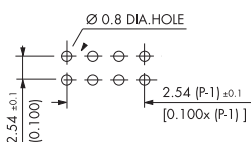
Series: **DDG** = Gold Plated Contacts
DDS = Silver Plated Contacts

◆ Options

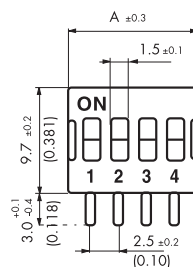
1. Special top or side marking available
2. Right angle for SPST 1-12 positions



P.C.B. LAY OUT



3. Low profile actuators.



4. Low profile actuators and top tape sealed.

