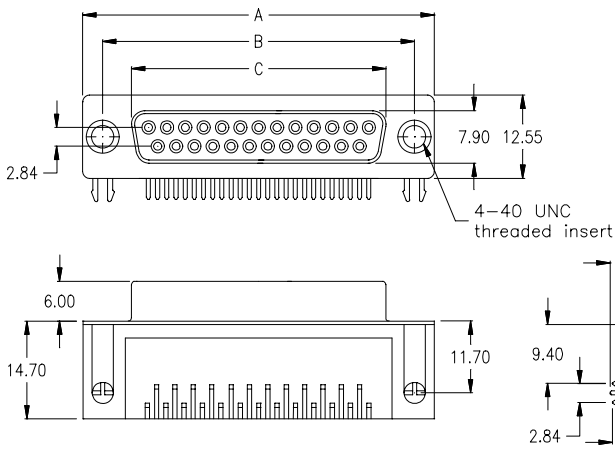


SD Series - D-Sub 90°
9,40mm / .370" „Euro Style“ Footprint



female



PCB hole layout on page 29

No. of contacts	Dimension		
	A	B	C
009	<u>30.81</u> 1.213	<u>24.99</u> .984	<u>16.33</u> .643
015	<u>39.14</u> 1.541	<u>33.32</u> 1.312	<u>24.66</u> .971
025	<u>53.04</u> 2.088	<u>47.04</u> 1.852	<u>38.38</u> 1.511
037	<u>69.32</u> 2.729	<u>63.50</u> 2.500	<u>54.84</u> 2.159

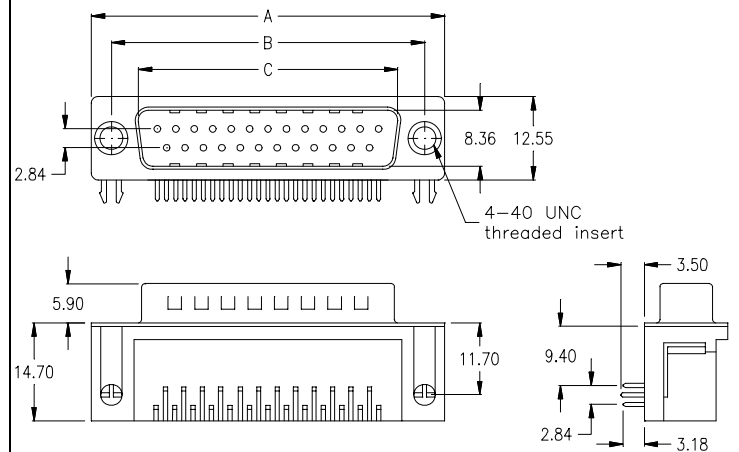
Ordering Code

SDF - xxx - M900 - 55 / XX

No. of contacts

Option

male



PCB hole layout on page 29

No. of contacts	Dimension		
	A	B	C
009	<u>30.81</u> 1.213	<u>24.99</u> .984	<u>16.92</u> .666
015	<u>39.14</u> 1.541	<u>33.32</u> 1.312	<u>25.25</u> .994
025	<u>53.04</u> 2.088	<u>47.04</u> 1.852	<u>38.96</u> 1.534
037	<u>69.32</u> 2.729	<u>63.50</u> 2.500	<u>55.42</u> 2.182

Ordering Code

SDM - xxx - M900 - 55 / XX

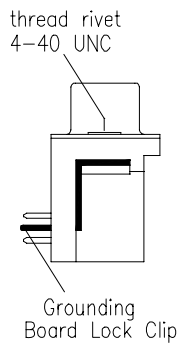
No. of contacts

Option

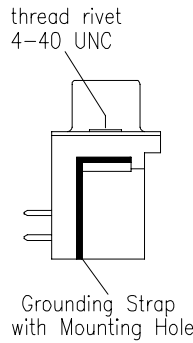
Plating: -55 = gold

General Specification page 72

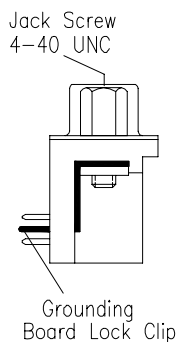
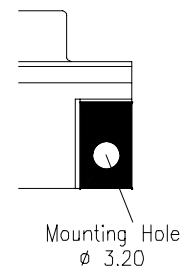
Options



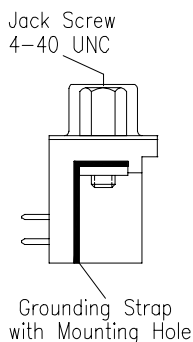
N



H



NJ



HJ

