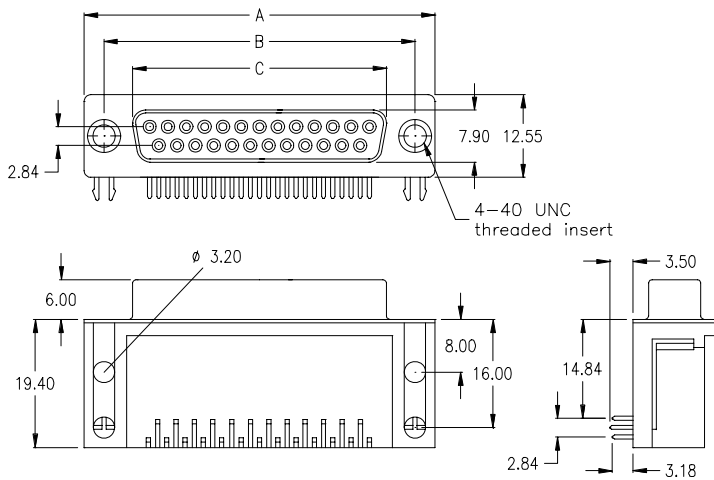


# SD Series - D-Sub 90°

15,00mm / .590" „Long Style“ Footprint



## female



PCB hole layout on page 29

No. of contacts	Dimension		
	A	B	C
009	30.81	24.99	16.33
	1.213	.984	.643
015	39.14	33.32	24.66
	1.541	1.312	.971
025	53.04	47.04	38.38
	2.088	1.852	1.511
037	69.32	63.50	54.84
	2.729	2.500	2.159

### Ordering Code

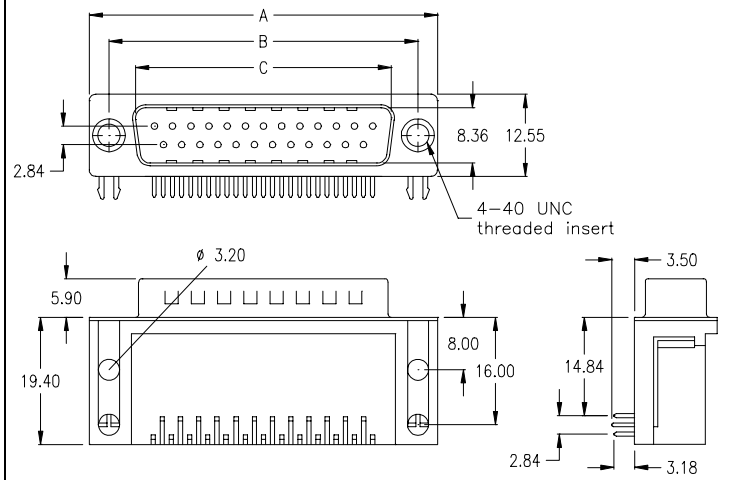
**SDF - xxx - L900 - 95 / XX**

No. of contacts

Option

Plating: -95 = tin(leadfree)/gold

## male



PCB hole layout on page 29

No. of contacts	Dimension		
	A	B	C
009	30.81	24.99	16.92
	1.213	.984	.666
015	39.14	33.32	25.25
	1.541	1.312	.994
025	53.04	47.04	38.96
	2.088	1.852	1.534
037	69.32	63.50	55.42
	2.729	2.500	2.182

### Ordering Code

**SDM - xxx - L900 - 95 / XX**

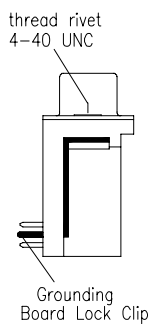
No. of contacts

Option

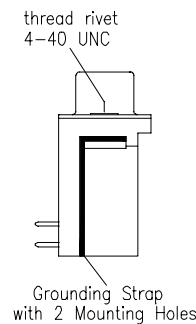
Plating: -95 = tin(leadfree)/gold

General Specification page 72

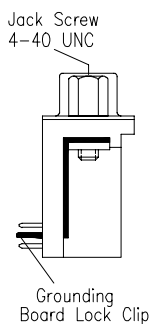
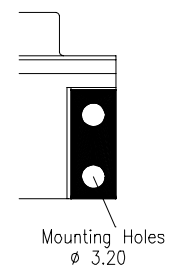
## Options



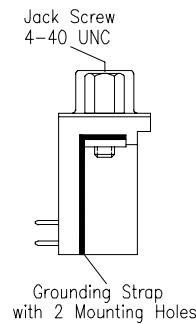
**P**



**L**



**PJ**



**LJ**

