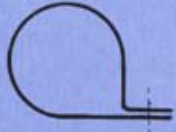
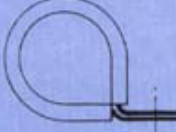


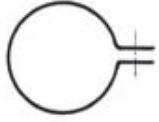
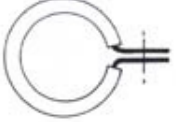


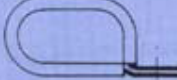





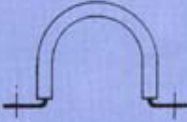

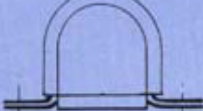
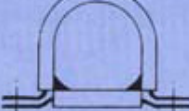












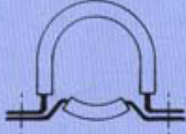
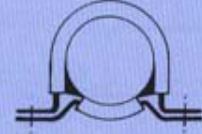
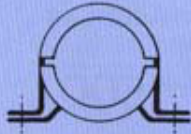


Bulletin 100: Clamp Configuration Index

Clamp Style	Bare Metal	Cushioned	Cushion/Wedge	Insert
Single Loop See Bulletin 200				
Basic Part Number	020	021	022	023
Center Mount See Bulletin 300				
Basic Part Number	030	031		033
Multiple Loop See Bulletin 400				
Basic Part Number	040	041	042	
Rectangular Loop See Bulletin 500				
Basic Part Number	050	051	052	
Double Mount Single Tube See Bulletin 600				
Basic Part Number	060	061		
With Base Bar				
Basic Part Number	62	63	64	65

Clamp Style	Bare Metal	Cushioned	Cushion/Wedge	Insert
Double Mount Multiple Tube See Bulletin 700				
Basic Part Number	070	071		
With Base Bar				
Basic Part Number	072	073	074	
Double Mount Rectangular See Bulletin 800				
Basic Part Number	080	081		
With Base Bar				
Basic Part Number	082	083	084	
Saddle See Bulletin 900				
Basic Part Number	090	091	092	093

Clamp Style	Bare Metal		Cushioned		Cushion/Wedge		Insert	
Flip-Loc® Offset Mount Hinged See Bulletin 1000								
Mounting Bracket	Fixed	Separable	Fixed	Separable	Fixed	Separable	Fixed	Separable
Basic Part Number	1010	1020	1030	1040	1050	1060	1070	1080
Flip-Loc® Offset Mount No-Hinge See Bulletin 1100								
Mounting Bracket	Fixed	Separable	Fixed	Separable	Fixed	Separable	Fixed	Separable
Basic Part Number	1110	1120	1130	1140	1150	1160	1170	1180
Flip-Loc® Flush Mount Hinged See Bulletin 1200					Not Applicable			
Mounting Bracket	Fixed	Separable	Fixed	Separable			Fixed	Separable
Basic Part Number	1210	1220	1230	1240			1270	1280
Flip-Loc® Flush Mount No-Hinge See Bulletin 1300					Not Applicable			
Mounting Bracket	Fixed	Separable	Fixed	Separable			Fixed	Separable
Basic Part Number	1310	1320	1330	1340			1370	1380

Clamp Style	Bare Metal	Cushioned	Cushion/Wedge	Insert
Flip-Loc® Double Offset Mount Hinged See Bulletin 1400				
Mounting Bracket	Fixed	Fixed	Fixed	Fixed
Basic Part Number	1410	1430	1450	1470
Flip-Loc® Double Flush Mount Hinged See Bulletin 1600			Not Applicable	
Mounting Bracket	Fixed	Fixed		Fixed
Basic Part Number	1610	1630		1670
Flip-Loc® Rectangular Hinged See Bulletin 1800				Not Applicable
Mounting Bracket	Fixed	Fixed	Fixed	
Basic Part Number	1810	1830	1850	
"Regent" Special Design See Bulletin 2000				
Basic Part Number	2010			
Tube Support Blocks Special Design See Bulletin 3000				
Aluminum Backs	None	One	Two	
Basic Part Number	3010	3030	3050	
Brackets Standards See Bulletin 4000				
Shape	Flat	Offset	90°	
Bulletin Number	4000A	4000B	4000C	