

SUGGESTED STARTING PARAMETERS IN INCHES

Two Sided Universal Lead Forming System Quad Pack and Flat Pack Specification Sheet - Inches

FA / FS NUMBER _____

CUSTOMER _____

PART NUMBER _____

DRAWN BY _____

CHECKED BY _____

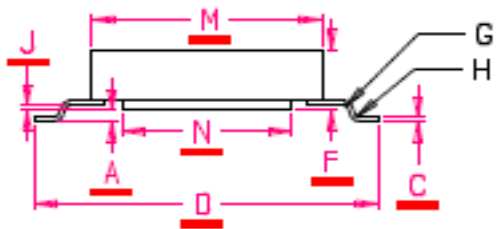
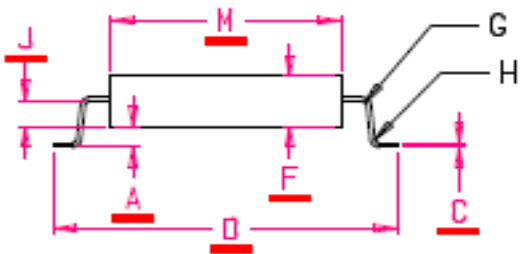
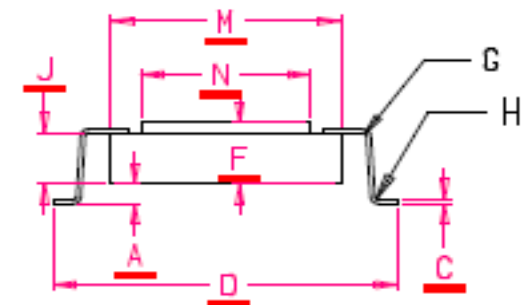
CUSTOMER SIGNATURE AND DATE OF ACCEPTANCE _____

PACKAGE TYPE:

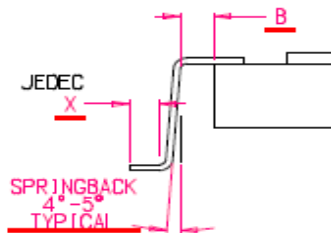
TOP BRAZE

SIDE EXIT

BOTTOM EXIT

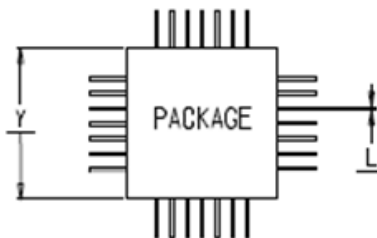


FOOT CONFIGURATION:



Note: "D" Dim. increases due to spring back: equals \tan of spring back angle multiplied by leg height.

Leg Height=(A+J)



SPECIFICATIONS-Inches	Std & Large	DIM		TOL'RANCE
Standoff Range 0-.200	ADJUSTABLE	A		±.002
Shoulder	0.035" min	B		±.
Material Thickness		C		±.
Lead Cut Dimension	3.000 max	D		±.
Foot Length	0.25" min	X		±.010
Package Thickness	0.300 max	F		±.005
Shoulder radius	0.010" min	G		±.
Heel Radius	0.010" min	H		±.002
Lead Exit Position	0.150" max	J		±.002
Body Width	0.230"-2.800"	M		±.
		N		±.
Body Length St'd/Large	2.000"max/3.000"max	Y		±.
Lead Width		L		±.
PITCH				
# of Leads per Side				

LEADS TINNED:

YES

YES

PACKAGE:

QUADPACK

FLATPACK

PACKAGE TYPE:

METAL

CERAMIC

PLASTIC

GLASS SEAL

LEAD TYPE:

FLAT

ROUND

UP 0-4°

DOWN 0-4°