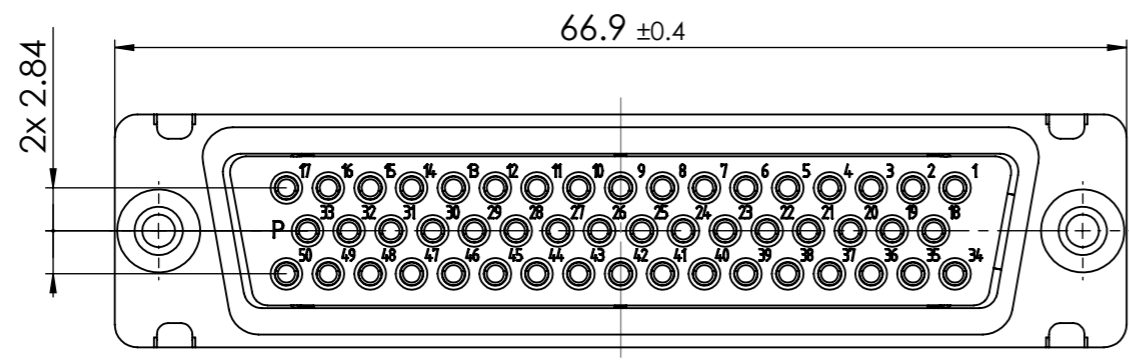
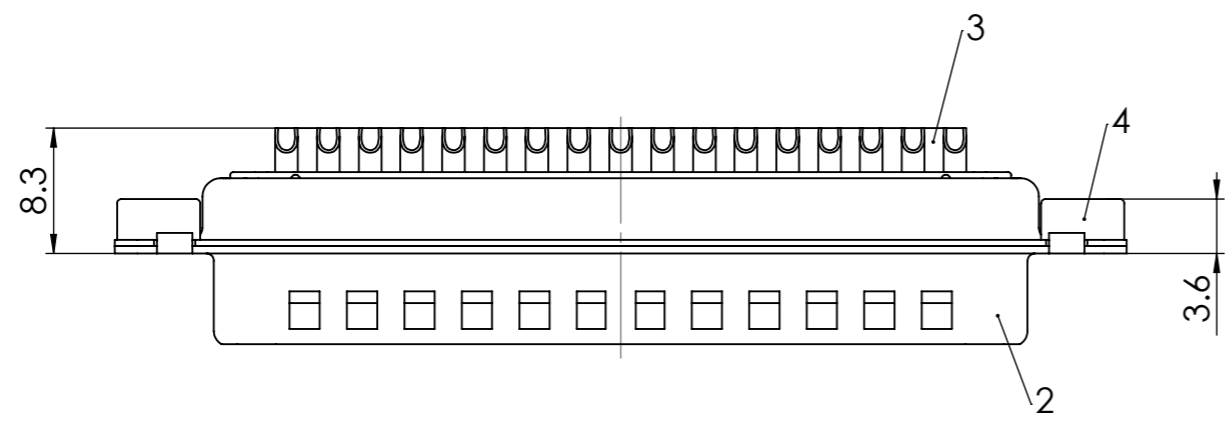
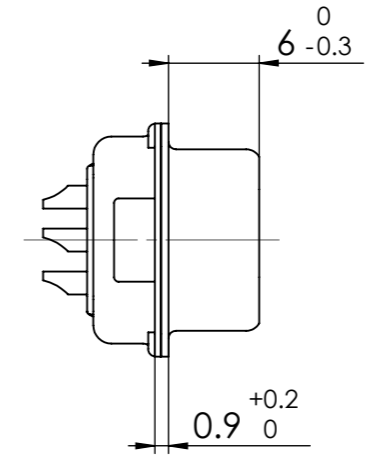
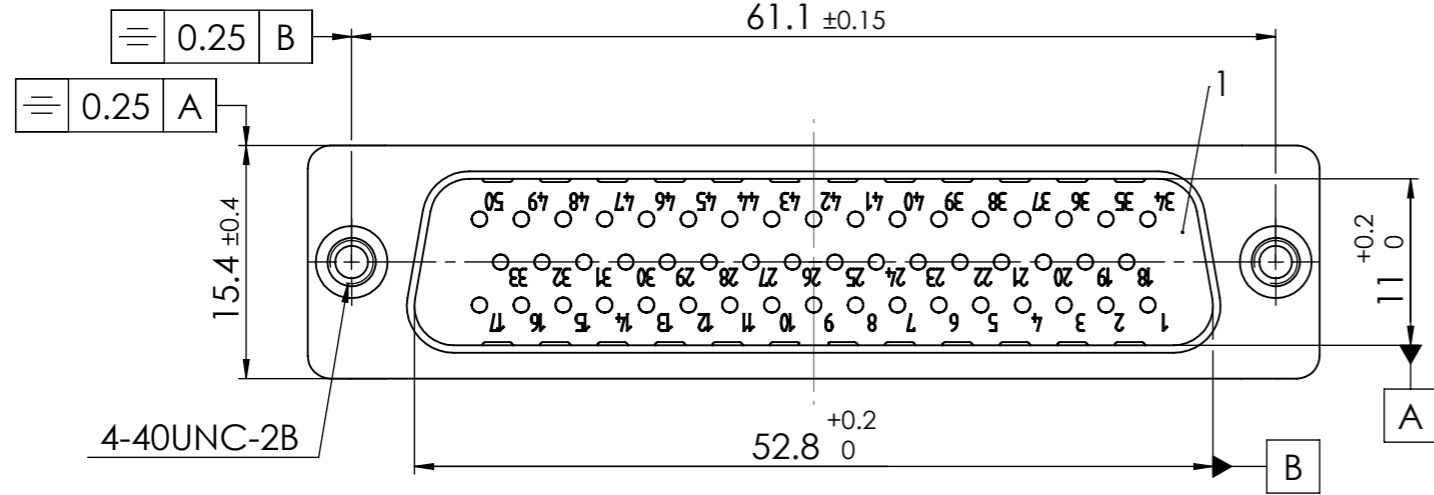


COMMENT: ALL RIGHTS ARE RESERVED BY US FOR THIS DRAWING. WITHOUT OUR PRIOR CONSENT, IT MAY NEITHER BE DUPLICATED NOR MADE AVAILABLE TO A THIRD PARTY. AND IT ALSO MAY NOT BE IMPROPERLY USED BY THE RECEIVER, OR A THIRD PARTY.



RoHS compliant

Performance classes 1, 2 or 3  
(contact cycle for G1/G2/G3 = 500/200/50)

No.	St.	Part	Type Description/Material	Surface plating/Colour/Class
4	2	Clinch nut	FT 4-40 / Steel	tin plated
3	50	Signal contact	P0 / Brass	G1/G2/G3 / AWG20
2	1	Shell	Steel	tin plated
1	1	Insulator	PBT (-55°C - +125°C)	white

REV.	DATE	CH.-NO.	ORIGINAL: DIN A3-DRAWING AS A FILE	REPLACEMENT FOR:	PAGES
1					1

Measurement without tolerance occ. to ISO 2768-m	SCALE	TITLE
NAME / DATE	2:1	D-Sub Miniature Connector
DRAWN MJobst 02-06-2006		
CHECKED birgit.rinder 10-05-2010		
DWG.NO. FT50P0Gy		REV. 1

